



## Flash Eurobarometer 532

# Protection of children against online sexual abuse

Report

Fieldwork:  
**June-July 2023**  
Publication:  
**July 2023**

Survey requested by the European Commission, Directorate-General for Migration and Home Affairs and coordinated by the Directorate-General for Communication

This document does not represent the point of view of the European Commission.  
The interpretations and opinions contained in it are solely those of the authors.

Flash Eurobarometer 532 – Ipsos European Public Affairs



*Eŭropo  
Demokratio  
Esperanto*

Document prepared by Pierre Dieumegard for [Europe-Democracy-Esperanto](#)

The purpose of this "provisional" document is to enable more people in the European Union to become aware of documents produced by the European Union (and financed by their taxes). **Without translations, citizens are excluded from the debate.**

This document "Eurobarometer" [only existed in English](#) in a pdf-file . From this initial file, we created an odt-file, prepared by Libre Office software, for machine translation to other languages. The results are now [available in all official languages](#).

**It is desirable that the EU administration takes over the translation of important documents. "Important documents" are not only laws and regulations, but also the important information needed to make informed decisions together.**

In order to discuss our common future together, and to enable reliable translations, the international language Esperanto would be very useful because of its simplicity, regularity and accuracy.

Contact us :

[Kontakto \(europokune.eu\)](mailto:kontakto@europokune.eu)

<https://e-d-e.org/-Kontakti-EDE>

# **Flash Eurobarometer 532**

## **Protection of children against online sexual abuse**

Report

June-July 2023

Survey conducted by Ipsos European Public Affairs at the request of the European Commission,  
Directorate-General for Migration and Home Affairs  
Survey coordinated by the European Commission, Directorate-General for Communication  
(DG COMM “Media Monitoring and Eurobarometer” Unit)

Project title

Flash Eurobarometer 532 Protection of children  
against online sexual abuse – June-July 2023

Report

Linguistic version

EN

Catalogue number

DR-09-23-380-EN-N

ISBN

978-92-68-06685-0

doi:10.2837/586258

© European Union, 2023

<https://europa.eu/eurobarometer>

## Table of contents

Introduction.....	1
Key findings.....	2
Section 1. Increasing risks for children online.....	4
Section 2. Detecting and investigating the exchange of child sexual abuse material.....	8
Section 3. Support for the proposed EU legislation to prevent and combat child sexual abuse.....	11
Section 4. Detecting child abuse and the right to online privacy.....	14
Section 5. Tools to detect child sexual abuse online.....	15
Section 6. Exposure to child sexual abuse material and intentions to report.....	21
6.1. Exposure to online child sexual abuse material.....	21
6.2. Knowing of a victim of online child sexual abuse.....	22
6.3. Reporting online child sexual abuse material.....	23
Technical specifications.....	26
Questionnaire.....	28
Data annex.....	35
Comments and additional information.....	61
Language problems.....	61
Near-absence of socio-demographic data in the official report.....	61
Comparison of socio-demographic and country data.....	61



## Introduction

On 11 May 2023, the European Commission proposed a Regulation laying down rules to prevent and combat child sexual abuse. With 85 million pictures and videos depicting child sexual abuse reported worldwide in 2021 alone, and many more going unreported, child sexual abuse is pervasive. The current system based on voluntary detection by companies has proven to be insufficient to adequately protect children and, in any case, will no longer be possible once the interim solution currently in place expires. In particular, providers falling within the scope of the ePrivacy Directive will have no EU legal basis to keep detecting child sexual abuse on a voluntary basis after August 2024.

The proposed Regulation is, first and foremost, about prevention of child sexual abuse. Providers would be required to assess and mitigate the risk of misuse of their services and the measures taken must be proportionate to that risk and subject to robust conditions and safeguards. Detection constitutes a last resort measure under the proposal, and it is only necessary where preventive measures fail. Interpersonal communication services (chat, messages), as well as others (gaming services, other hosting and online service providers), would be required to detect online child sexual abuse material (both known and new content) and activities related to the solicitation of children, known as grooming.<sup>1</sup>

To find out what EU citizens think about the proposed new EU legislation, a Flash Eurobarometer survey was conducted between 28 June and 4 July 2023. On behalf of the European Commission, Directorate-General Migration and Home Affairs, Ipsos European Public Affairs interviewed a representative sample of citizens, aged 18 and over, in each of the 27 Member States of the European Union. More than 26 000 interviews were conducted online (via computer assisted web interviews). Data presented in this summary are weighted to known population proportions and the EU27 averages account for the size of the 18+ population of each EU Member State. Totals mentioned in the text are calculated from rounded percentages as shown in the charts. Due to rounding, percentages shown in the charts may not always appear to add up to 100%.

The country abbreviations used in this report correspond to:

BE		Belgium	LT		Lithuania
BG		Bulgaria	LU		Luxembourg
CZ		Czechia	HU		Hungary
DK		Denmark	MT		Malta
DE		Germany	NL		Netherlands
EE		Estonia	AT		Austria
IE		Ireland	PL		Poland
EL		Greece	PT		Portugal
ES		Spain	RO		Romania
FR		France	SI		Slovenia
HR		Croatia	SK		Slovakia
IT		Italy	FI		Finland
CY		Rep. of Cyprus*	SE		Sweden
LV		Latvia			

\* Cyprus as a whole is one of the 27 EU MS. However, the 'acquis communautaire' has been suspended in the part of the country which is not controlled by the government of the Republic of Cyprus. For practical reasons, only the interviews carried out in the part of the country controlled by the government of the Republic of Cyprus are included in the 'CY' category.

1 Source: [https://ec.europa.eu/commission/presscorner/detail/en/ip\\_22\\_2976](https://ec.europa.eu/commission/presscorner/detail/en/ip_22_2976)

## Key findings

---

### Increasing risks for children online

- Across all Member States, 92% of respondents 'strongly' or 'rather agree' that children are increasingly at risk online. At the individual country level, the level of agreement varies between 86% in Latvia and 96% in Croatia.
- Additionally, 73% of respondents across the EU reply that the problem of child sexual abuse in their country is 'very' or 'fairly widespread'. There is, however, a large variation across the Member States for this question (from 37% in Latvia to 86% in Greece).

### Support for the proposed EU legislation to prevent and combat child sexual abuse

- Respondents were explained that online service providers (e.g. social media platforms) can currently use several safety measures, including a combination of automated technology tools and human oversight, to detect and report sexual abuse of children, helping to rescue victims and bring perpetrators to justice. On 3 August 2024, however, the EU law that allows online service providers to voluntarily detect and report online child sexual abuse will expire. As such, new legislation is proposed that would oblige online service providers to prevent child sexual abuse from happening on their services. If prevention fails, and in case of significant risk of child sexual abuse, the service provider could be temporarily obliged to detect or report online child sexual abuse.
- On average, 78% of respondents reply that they 'strongly support' or 'tend to support' the law proposed by the EU. In contrast, 13% 'tend to oppose' or 'strongly oppose' the proposed EU law. The total level of support varies between 65% in Cyprus and 83% in Czechia and Luxembourg.

### Detecting child abuse and the right to online privacy

- In total, 96% of respondents state that the ability to detect child abuse is more important or equally important than the right to online privacy. Not more than a handful of respondents (2%) reply that the right to online privacy is more important than the ability to detect child abuse.
- Across the EU, 60% of respondents reply that the statement 'the ability to detect child abuse is more important than the right to online privacy' is closest to their own view; at the individual country level, this proportion is the highest in Italy (72%) and the lowest in Hungary (35%).

### Tools to detect child sexual abuse online

- Even after explaining to respondents that the tools being used by online services providers may have an impact on privacy, 89% of respondents 'strongly' or 'tend to support' the use of tools that automatically detect images and videos of child sexual abuse material already known to the police, to identify where these images and videos are shared online again. In Czechia, 81% of respondents, in total, support automatic detection of images and videos of child sexual abuse material already known to the police; this proportion increases to 95% in Portugal.
- When asked about tools based on artificial intelligence (AI), 85% of respondents across the EU 'strongly support' or 'tend to support' the use of these tools, even if they may interfere with the privacy of users, for detecting new sexual abuse material shared online and 84% 'strongly support' or 'tend to support' the use of these tools for detecting grooming and/or imminent abuse. Support for the use of AI tools to detect new sexual abuse material shared online varies between 77% in Czechia and 93% in Portugal. Similarly, support for the use of AI tools to detect grooming and/or imminent abuse varies between 78% in Slovakia and 94% in Portugal.



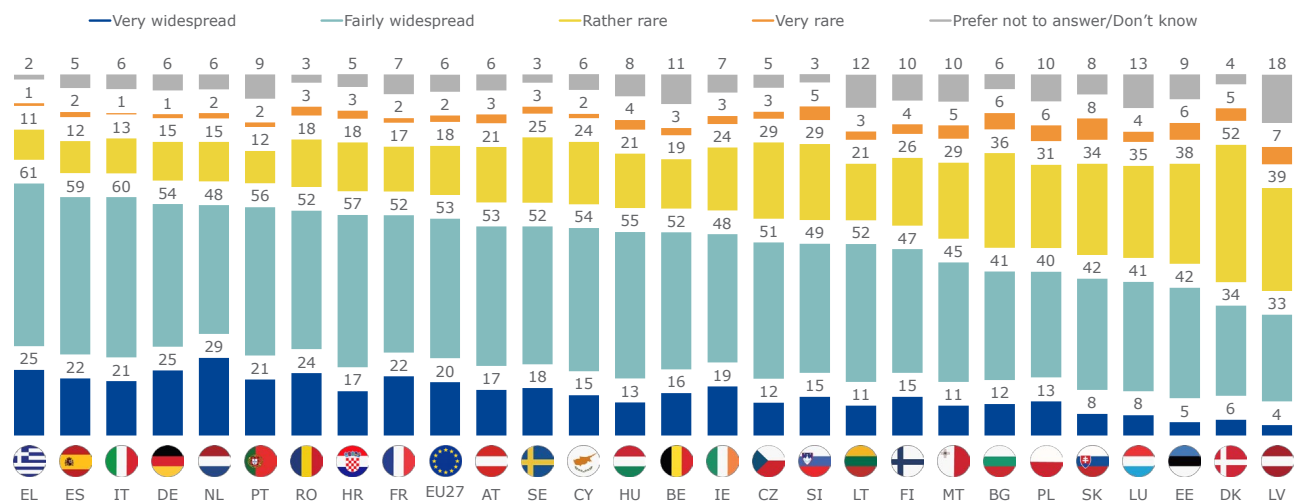
- Taking into account that 70% of the 1.5 million reports of child sexual abuse online stemming from the EU come from online messages, email and chat, 87% of respondents across the EU 'strongly support' or 'tend to support' that service providers detect child sexual abuse material and grooming conversations in messages (e.g. e-mail, chat) in case of a significant risk of child sexual abuse on a specific platform. At the individual country level, support varies between 79% in Latvia and 93% in Greece, Portugal and Romania.
- When asked about detecting child sexual abuse material and grooming in messages using end-to-end encryption, in case of a significant risk of child sexual abuse on a specific platform, 83% of respondents across the EU 'strongly support' or 'tend to support' this. Respondents in Romania (92%) and Portugal (91%) are the most likely to support detecting child sexual abuse material and grooming in messages using end-to-end encryption, while respondents in Hungary and Latvia are the least likely to do so (both 73%).

## Section 1. Increasing risks for children online

On average, across the EU, 73% of respondents reply that the problem of child sexual abuse in their country is 'very' or 'fairly widespread'. There is, however, a large variation across the Member States for this question (from 37% in Latvia to 86% in Greece).

Women are more likely than men to answer that the problem of child sexual abuse is 'very' or 'fairly widespread' in their country (79% vs 66%). A difference is also seen by level of education, with respondents having completed their education aged 15 or younger being the most likely to answer that child sexual abuse is 'very' or 'fairly widespread' (82%) and those who completed their education aged 20 or older being the least likely (69%).

**Q1** How widespread do you think the problem of online child sexual abuse is in [YOUR COUNTRY]?  
(% by country)

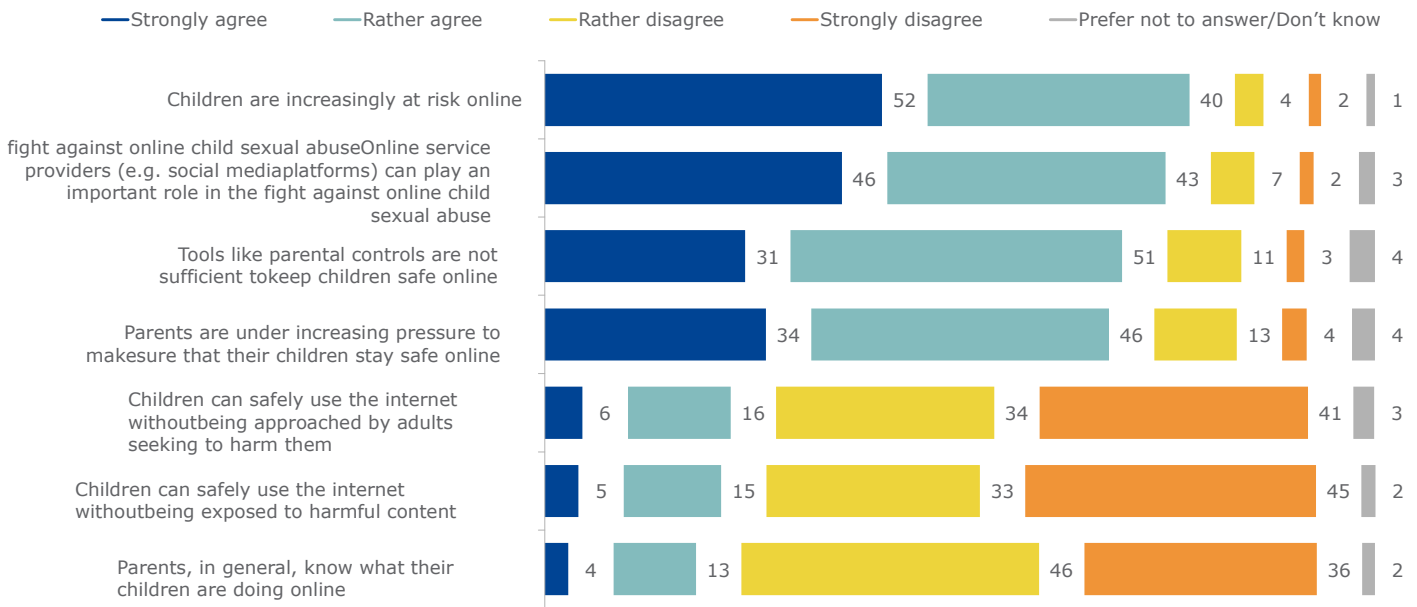


Base: All respondents (n=26 270)

Across all Member States, 92% of respondents 'strongly' or 'rather agree' that children are increasingly at risk online (see chart on the next page). Moreover, 78% of respondents 'strongly' or 'rather disagree' that children can safely use the internet without being exposed to harmful content and 75% 'strongly' or 'rather disagree' that they can do so without being approached by adults seeking to harm them. More than eight in ten respondents (82%) 'strongly' or 'rather disagree' that parents, in general, know what their children are doing online.

Eight in ten respondents, on average, 'strongly' or 'rather agree' that parents are under increasing pressure to make sure that their children are safe online. Additionally, 82% 'strongly' or 'rather agree' that tools like parental controls are not sufficient to keep children safe online. Finally, 89% of respondents 'strongly' or 'rather agree' that online service providers (e.g. social media platforms) can play an important role in the fights against online child sexual abuse.

**Q3 To what extent do you agree or disagree with the following statements? (% EU27)**

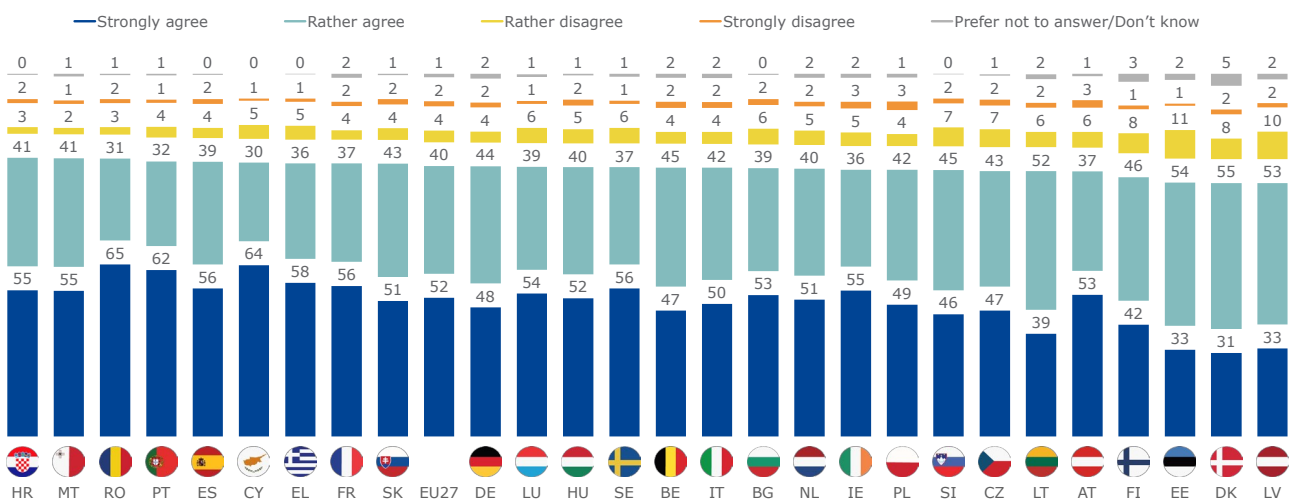


Base: All respondents (n=26270)

At the individual country level, between 86% of respondents in Latvia and 96% in Croatia, in total, agree that children are increasingly at risk online. The proportion of respondents 'strongly agreeing' with this statement ranges from 31% in Denmark to 65% in Romania.

Women are more likely than men to 'strongly agree' that children are increasingly at risk online (58% vs 46%). The proportion 'strongly' or 'rather agreeing' that children are increasingly at risk online increases with age (from 89% of 18-24 year-olds to 95% of over 54 year-olds).

**Q3 To what extent do you agree or disagree with the following statements? Children are increasingly at risk online (% by country)**



Base: All respondents (n=26270)

Across all Member States, a vast majority of respondents also 'strongly' or 'rather agree' that online service providers (e.g. social media platforms) can play an important role in the fight against online child sexual abuse (from 76% in Hungary to 94% in Portugal and Spain). Similarly, at least three-quarters of respondents, across all Member States, 'strongly' or 'rather agree' that tools like parental controls are not sufficient to keep children safe online (from 75% in Denmark, Finland and Slovenia to 88% in Cyprus).

There is more variation across the Member States in the proportions 'strongly' or 'rather agreeing' that parents are under increasing pressure to make sure that their children are safe online. While 58% of respondents in France, in total, agree with this proposition, this figure increases to 94% in Cyprus and Poland.

For the remaining statements, the total levels of agreement remain below 50% in all Member States. For example, across almost all Member States, not more than one in five respondents 'strongly' or 'rather agree' that parents, in general, know what their children are doing online. Respondents in Romania are overall the most likely to agree with this statement (31%).

**Q3** To what extent do you agree or disagree with the following statements? (% Total 'Agree' by country)

	Online service providers (e.g. social media platforms) can play an important role in the fight against online child sexual abuse	Tools like parental controls are not sufficient to keep children safe online	Parents are under increasing pressure to make sure that their children stay safe online	Children can safely use the internet without being approached by adults seeking to harm them	Children can safely use the internet without being exposed to harmful content	Parents, in general, know what their children are doing online
EU27	89	82	80	22	20	17
BE	86	78	73	15	15	14
BG	89	79	72	28	25	20
CZ	87	79	82	27	23	20
DK	86	75	87	23	19	21
DE	85	80	88	17	14	16
EE	90	79	88	25	18	15
IE	91	77	91	25	25	20
EL	88	86	93	23	26	14
ES	94	86	88	24	23	15
FR	90	87	58	15	14	13
HR	93	84	87	38	42	13
IT	89	81	66	24	22	15
CY	86	88	94	26	24	16
LV	89	76	61	24	19	21
LT	88	82	59	20	16	17
LU	88	80	87	19	13	11
HU	76	79	91	15	12	14
MT	89	80	91	28	25	16
NL	89	78	79	16	17	15
AT	84	79	89	20	16	15
PL	90	81	94	30	28	18
PT	94	87	89	41	45	16
RO	90	84	90	30	31	31
SI	87	78	85	27	24	17
SK	88	75	82	22	19	19
FI	91	75	92	24	21	16
SE	88	82	89	16	15	18

Base: All respondents (n=26 270)

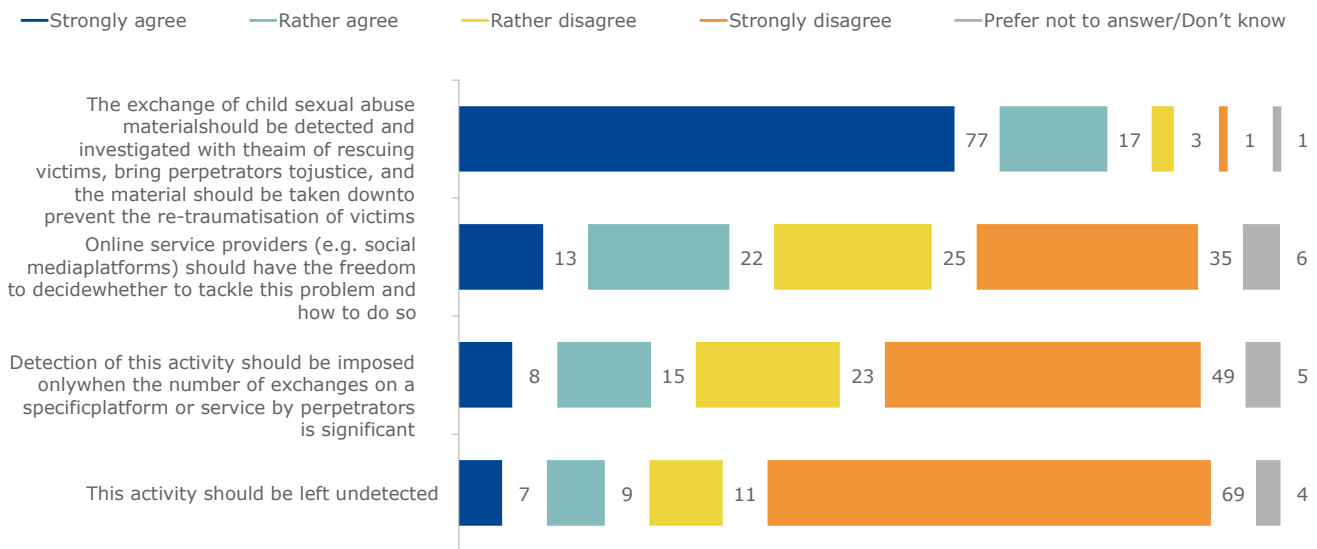
## Section 2. Detecting and investigating the exchange of child sexual abuse material

After a small number of introductory questions (discussed in Sections 1 and 4), respondents were explained that perpetrators increasingly exchange child sexual abuse material (e.g. photos, videos) online. More than three-quarters of respondents across the EU 'strongly agree' and 17% 'rather agree' that this type of exchanges should be detected and investigated with the aim of rescuing victims, bring perpetrators to justice, and that the material should be taken down to prevent the re-traumatisation of victims. In line with this, 69% of respondents 'strongly disagree' and 11% 'rather disagree' that exchanges of child sexual abuse material should be left undetected.

Additionally, 60% of respondents 'strongly disagree' or 'rather disagree' that online service providers (e.g. social media platform) should have the freedom to decide whether to tackle the problem of child sexual abuse and how to do so and 70% 'strongly disagree' or 'rather disagree' that the detection of child sexual abuse exchanges should only be imposed when the number of exchanges on a specific platform or service by perpetrators is significant.

Among respondents aged 55 and over, 97% 'strongly' or 'rather agree' that the exchange of child sexual abuse material should be detected and investigated. Those aged 18 to 24 are less likely to share this view (90%), but they are more likely than their older counterparts to 'strongly' or 'rather agree' that the detection of child sexual abuse exchanges should only be imposed when the number of exchanges on a specific platform or service by perpetrators is significant (29% of 18-24 year-olds vs 19% of over 54 year-olds).

**Q4** Perpetrators increasingly exchange child sexual abuse material (e.g. photos, videos) online among themselves. To what extent do you agree or disagree with the following statements? (% EU27)



Base: All respondents (n=26270)

Across all Member States, more than 90% of respondents 'strongly' or 'rather agree' that the exchange of child sexual abuse material should be detected and investigated with the aim of rescuing victims, bring perpetrators to justice, and that the material should be taken down to prevent the re-traumatisation of victims (from 91% in the Netherlands and Poland to 97% in Cyprus, Luxembourg, Malta and Portugal).

The largest shares of supporters of giving online service providers the freedom to decide whether to tackle the problem of child sexual abuse and how to do so are found in Romania (50%, in total, agree), Latvia (51%), Lithuania (51%) and Poland (53%). In Luxembourg (17%), Hungary (18%) and Denmark (19%), respondents are the least likely to agree with this proposition. Between 15% of respondents in Estonia and 33% in Denmark and Romania 'strongly' or 'rather agree' that the detection of child sexual abuse exchanges should only be imposed when the number of exchanges on a specific platform or service by perpetrators is significant.

**Q4** Perpetrators increasingly exchange child sexual abuse material (e.g. photos, videos) online among themselves. To what extent do you agree or disagree with the following statements? (% Total 'Agree' by country)

	Online service providers (e.g. social media platforms) can play an important role in the fight against online child sexual abuse	Tools like parental controls are not sufficient to keep children safe online	Parents are under increasing pressure to make sure that their children stay safe online	Children can safely use the internet without being approached by adults seeking to harm them	Children can safely use the internet without being exposed to harmful content	Parents, in general, know what their children are doing online
EU27	89	82	80	22	20	17
BE	86	78	73	15	15	14
BG	89	79	72	28	25	20
CZ	87	79	82	27	23	20
DK	86	75	87	23	19	21
DE	85	80	88	17	14	16
EE	90	79	88	25	18	15
IE	91	77	91	25	25	20
EL	88	86	93	23	26	14
ES	94	86	88	24	23	15
FR	90	87	58	15	14	13
HR	93	84	87	38	42	13
IT	89	81	66	24	22	15
CY	86	88	94	26	24	16
LV	89	76	61	24	19	21
LT	88	82	59	20	16	17
LU	88	80	87	19	13	11
HU	76	79	91	15	12	14
MT	89	80	91	28	25	16
NL	89	78	79	16	17	15
AT	84	79	89	20	16	15
PL	90	81	94	30	28	18
PT	94	87	89	41	45	16
RO	90	84	90	30	31	31
SI	87	78	85	27	24	17
SK	88	75	82	22	19	19
FI	91	75	92	24	21	16
SE	88	82	89	16	15	18

Base: All respondents (n=26 270)

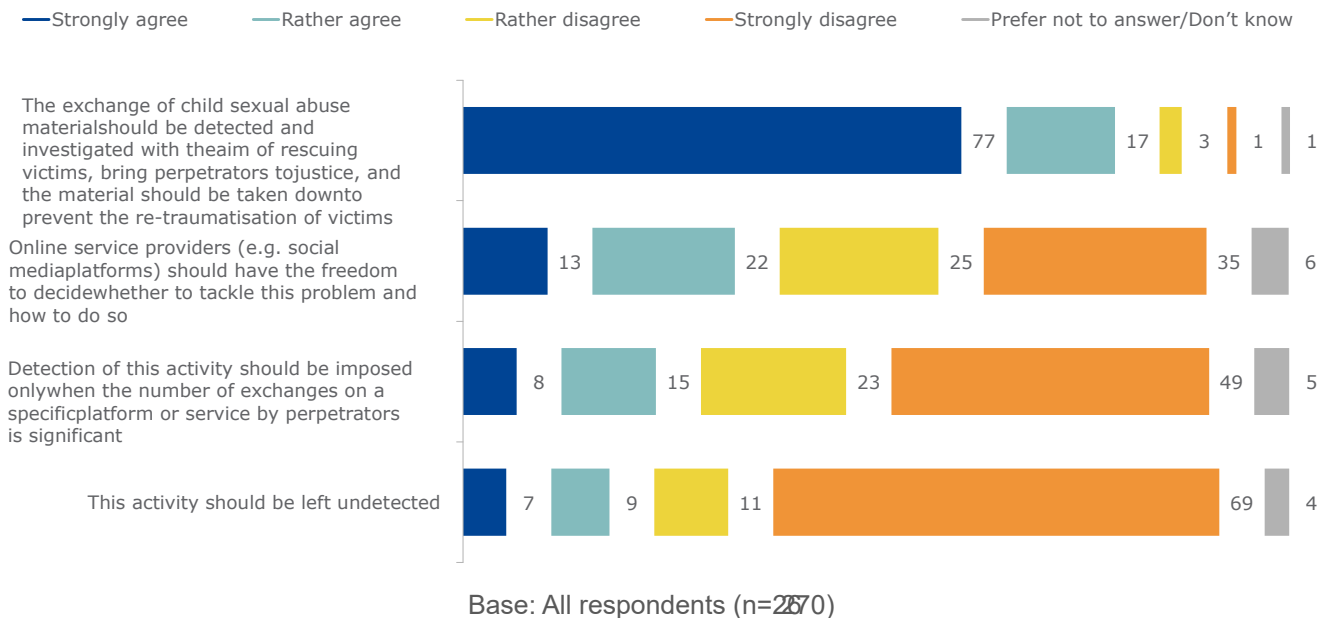


## Section 3. Support for the proposed EU legislation to prevent and combat child sexual abuse

Before introducing the new EU legislation to prevent and combat child sexual abuse, respondents were explained that online service providers (e.g. social media platforms) can currently use several safety measures, including a combination of automated technology tools and human oversight, to detect and report sexual abuse of children, helping to rescue victims and bring perpetrators to justice. Across the EU, 41% of respondents think that service providers should be able to take voluntary actions to detect, remove and report online child sexual abuse material, compared to 55% who reply that, under certain circumstances, online service providers should be obliged by law to detect, remove and report online child sexual abuse material. Just 2% of respondents answer that online service providers should not detect, remove and report online child sexual abuse.

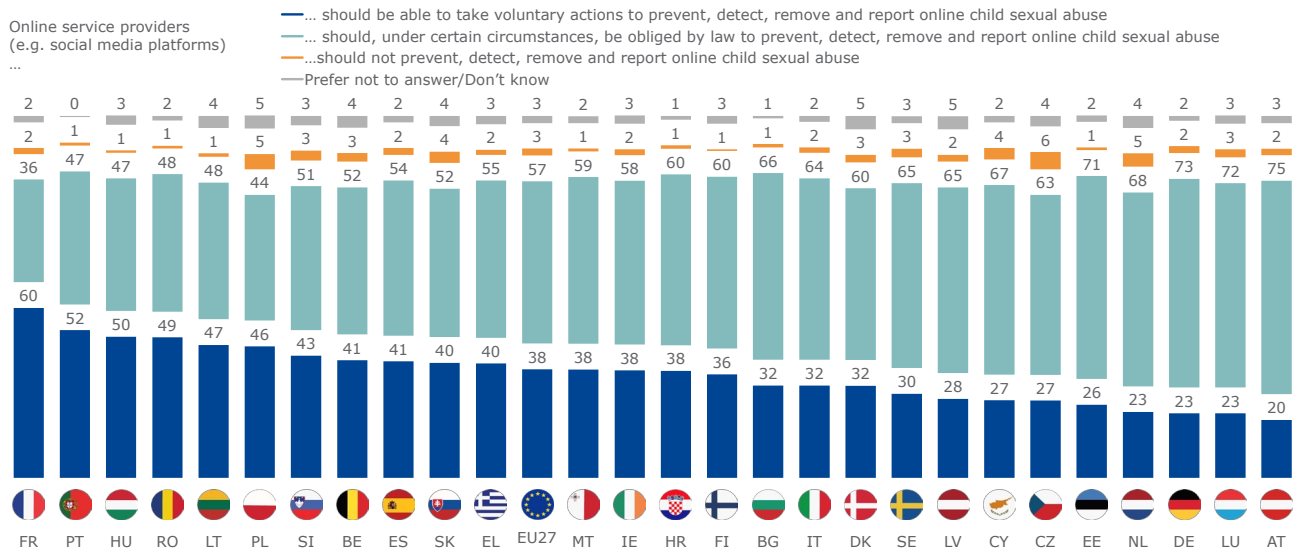
There is a large variation across the Member States in the proportions answering that service providers should be able to take voluntary actions vs should, under certain circumstance, be obliged by law to take actions against online child sexual abuse. For example, in Austria, 24% of respondents are in favour of voluntary actions, while 71% reply that, under certain circumstances, online service providers should be obliged by law to take actions. In France, on the other hand, the former response is selected by 64% of respondents and the latter by 33% (a near-mirror result from Austria).

**Q5** Online service providers (e.g. social media platforms) can currently use several safety measures, including a combination of automated technology tools and human oversight, to detect and report sexual abuse of children, helping to rescue victims and bring perpetrators to justice. Which of the following statements is closest to your view? (% by country)



Respondents were next explained that, at the moment, due to the voluntary nature of the current temporary legislation, only a small number of service providers detect, remove and report online sexual abuse on their platforms, while a significant number take no action. After being presented with this fact, the proportion of respondents answering that, under certain circumstances, online service providers should be obliged by law to detect, remove and report online child sexual abuse material increases by two percentage points – to 58%. At the individual country level, this view is expressed by between 36% of respondents in France and 75% in Austria.

**Q6** At the moment, due to the voluntary nature of the current temporary legislation, only a small number of service providers detect, remove and report online sexual abuse on their platforms, while a significant number take no action. With that in mind, which of the following statements is closest to your view? (% by country)

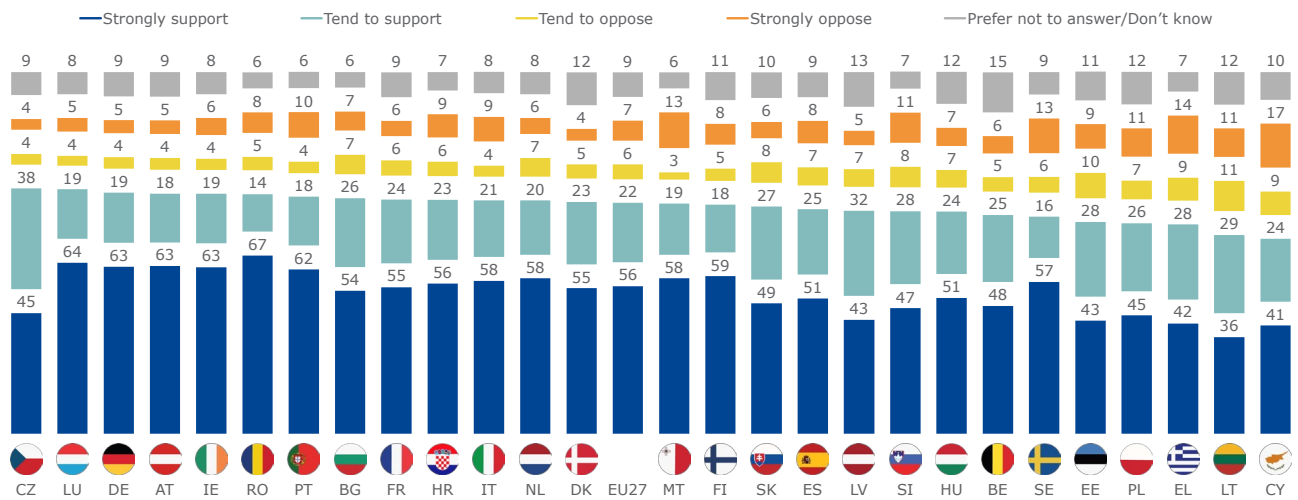


Base: All respondents (n=2570)

In the third and final question on the new EU legislation, respondents were informed that, on 3 August 2024, the EU law that allows online service providers to voluntarily detect and report online child sexual abuse will expire and that new legislation is proposed that would oblige online service providers to prevent child sexual abuse from happening on their services. Additionally, if prevention fails, and in case of significant risk of child sexual abuse, the service provider could be temporarily obliged to detect and report online child sexual abuse. On average, 78% of respondents reply that they 'strongly support' or 'tend to support' the law proposed by the EU. In contrast, 13% 'tend to oppose' or 'strongly oppose' the proposed EU law. The total level of support varies between 65% in Cyprus and 83% in Czechia and Luxembourg.

In Czechia, however, the level of 'strong support' is lower than in Luxembourg (45% vs 64% respectively). Differences in 'strong support' are also seen across socio-demographic groups. For example, across all age groups, a vast majority at least 'tend to support' the EU proposed law; however, the level of 'strong support' is 41% for those aged 18 to 24 and increases to 62% for those aged 55 and over.

**Q7** On 3 August 2024, the EU law that allows online service providers to voluntarily detect and report online child sexual abuse will expire. The EU has proposed a new law that would oblige online service providers to prevent child sexual abuse from happening on their services. If prevention fails, and in case of significant risk of child sexual abuse, the service provider could be temporarily obliged to detect and report online child sexual abuse. If this new legislation is not agreed upon by August 2024, the detection of online child sexual abuse in online exchanges – voluntary or not – becomes illegal. **With that in mind, to what extent would you support or oppose this proposed law? (% by country)**



Base: All respondents (n=26270)

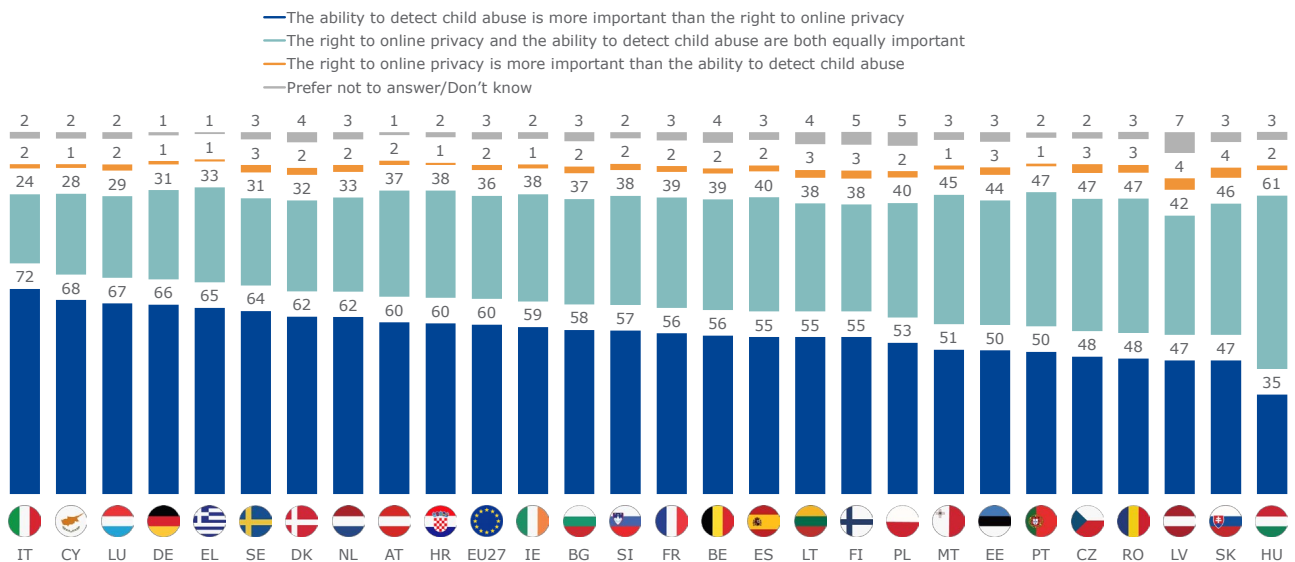
## Section 4. Detecting child abuse and the right to online privacy

In total, 96% of respondents state that the ability to detect child abuse is more important or equally important than the right to online privacy. Not more than a handful of respondents (2%) reply that the right to online privacy is more important than the ability to detect child abuse.

Across the EU, 60% of respondents reply that the statement 'the ability to detect child abuse is more important than the right to online privacy' is closest to their own view; at the individual country level, this proportion is the highest in Italy (72%) and the lowest in Hungary (35%). The statement that the right to online privacy and the ability to detect child abuse are both equally important is selected by 36% of respondents across the EU and varies between 24% in Italy and 61% in Hungary.

Older respondents are more likely to reply that the ability to detect child abuse is more important than the right to online privacy (from 45% for 18-24 year-olds to 66% for over 54 year-olds), while younger respondents are more likely to state that both are equally important (from 30% for over 54 year-olds to 50% for 18-24 year-olds). A similar difference is also seen by level of education, with the lower educated being more likely to reply that the ability to detect child abuse is more important than the right to online privacy and the higher educated being more likely to state that both are equally important.

Q2 Which one, if any, of the following statements comes closest to your view? (% by country)



Base: All respondents (n=26270)

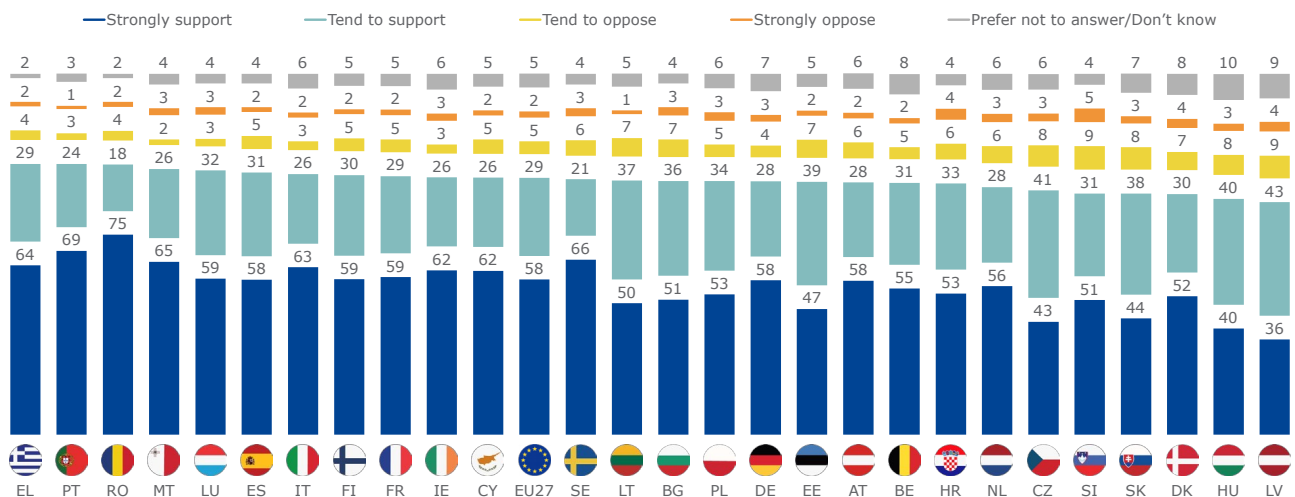
## Section 5. Tools to detect child sexual abuse online

The tools that online services providers can use to detect child sexual abuse online may interfere to a different extent with the privacy of the users. Even after explaining to respondents that the tools being used by online services providers may have an impact on privacy, 89% of respondents 'strongly' or 'tend to support' the use of tools that automatically detect images and videos of child sexual abuse material already known to the police, to identify where these images and videos are shared online again. In Czechia, 81% of respondents, in total, support automatic detection of images and videos of child sexual abuse material already known to the police; this proportion increases to 95% in Portugal.

Support for automatic detection of images and videos of child sexual abuse material already known to the police increases with age: the total level of support is 80% among those aged 18 to 24 and increases to 92% for those aged 55 and over. On the contrary, support for automatic detection of images and videos of child sexual abuse material already known to the police increases with level of education (from 84% for those who left school aged 15 and younger to 91% for those who stayed in school longer).

**Q8** Online services providers can use various tools, including a combination of automated technology tools and human oversight, to detect child sexual abuse online. These tools may interfere to a different extent with the privacy of the users. To what extent would you support or oppose the detection of child sexual abuse by online service providers via... (% by country)

### Tools that automatically detect images and videos of child sexual abuse material already known to the police, to identify where these images and videos are shared online again



Base: All respondents (n=26270)

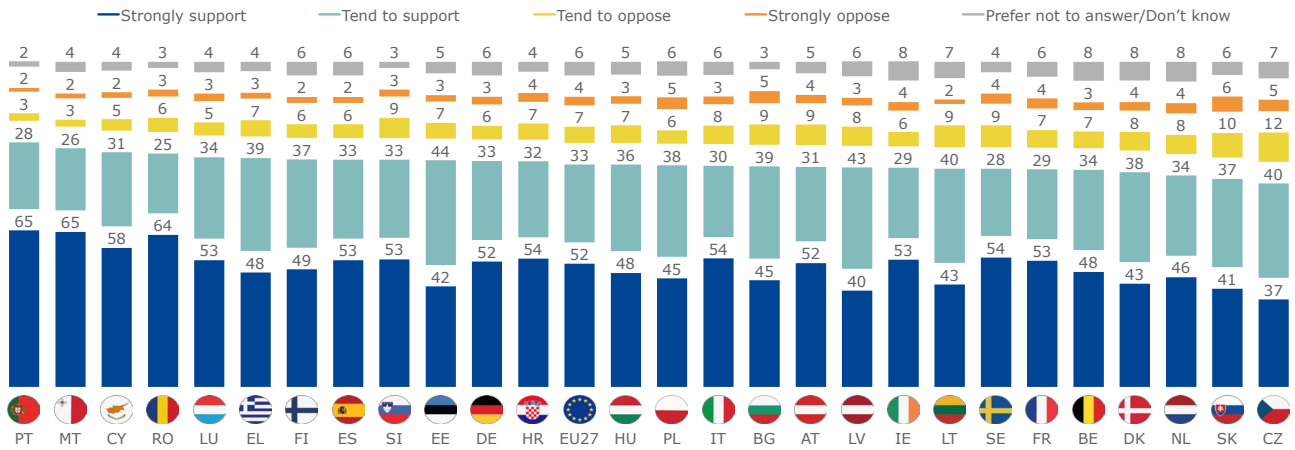
**When asked about tools based on artificial intelligence (AI), 85% of respondents across the EU 'strongly support' or 'tend to support' the use of these tools, even if they may interfere with the privacy of users, for detecting new sexual abuse material shared online and 84% 'strongly support' or 'tend to support' the use of these tools for detecting grooming and/or imminent abuse.**

Support for the use of AI tools to detect new sexual abuse material shared online varies between 77% in Czechia and 93% in Portugal. Similarly, support for the use of AI tools to detect grooming and/or imminent abuse varies between 78% in Slovakia and 94% in Portugal.

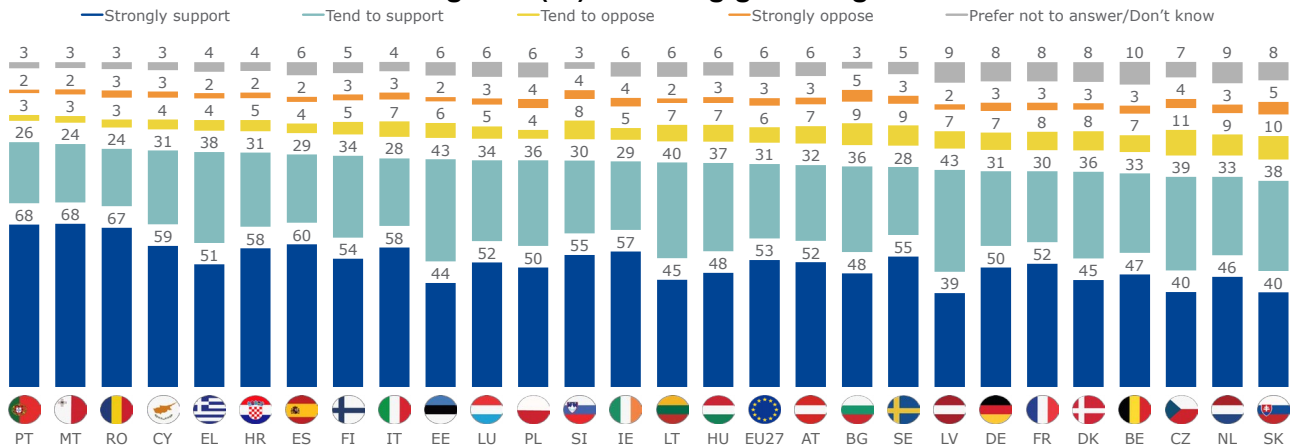
Differences across socio-demographic groups in the level of support to use AI tools in the fight against online child sexual abuse are in line with those discussed for automatic detection of images and videos of child sexual abuse material already known to the police. For example, 78% of 18-24 year-olds 'strongly support' or 'tend to support' the use of these tools for detecting new sexual abuse images and videos shared online; the level of support increases to 87% for those age 55 and over.

**Q9** Online services providers can use various tools, including a combination of automated technology tools and human oversight, to detect child sexual abuse online. These tools may interfere to a different extent with the privacy of the users. To what extent would you support or oppose the detection of child sexual abuse by online service providers via... (% by country)

**Tools based on artificial intelligence (AI) detecting new sexual abuse material images and videos shared online**



**Tools based on artificial intelligence (AI) detecting grooming and/or imminent abuse**



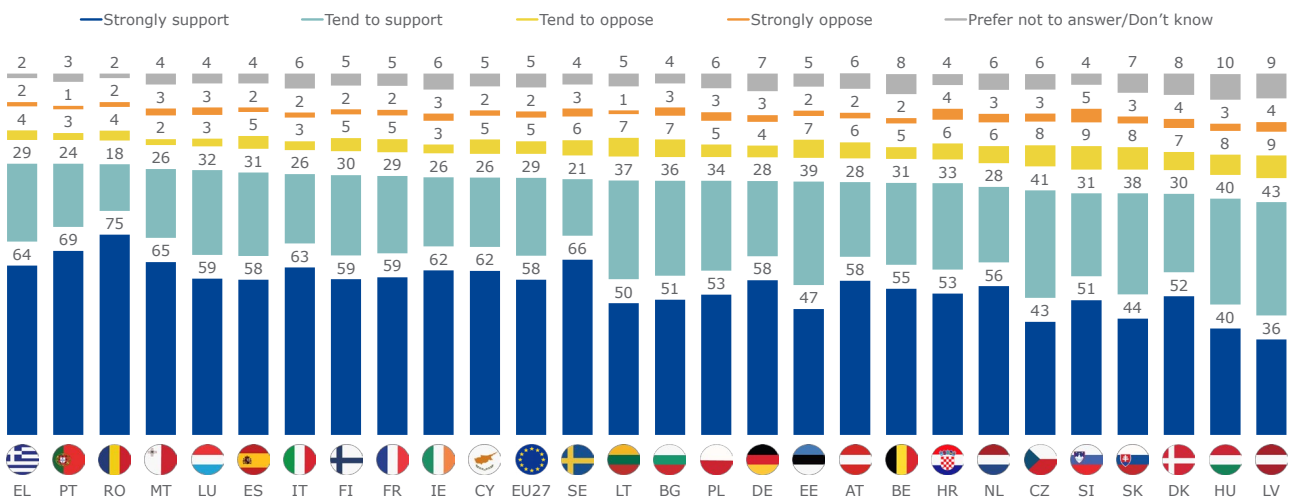
Base: All respondents (n=26270)

Taking into account that 70% of the 1.5 million reports of child sexual abuse online stemming from the EU come from online messages, email and chat, 87% of respondents across the EU 'strongly support' or 'tend to support' that service providers detect child sexual abuse material and grooming conversations in messages (e.g. e-mail, chat) in case of a significant risk of child sexual abuse on a specific platform. At the individual country level, the total level of support varies between 79% in Latvia and 93% in Greece, Portugal and Romania.

In line with the results discussed earlier in this section, younger respondents are somewhat less likely to express their support than older respondents. While 92% of over 54 year-olds 'strongly support' or 'tend to support' that service providers detect child sexual abuse material and grooming conversations in messages in case of a significant risk of child sexual abuse on a specific platform, this applies to 78% of 18-24 year-olds. An increase in support is – once again – seen by level of education (from 85% for those who left school aged 15 and younger to 89% for those who stayed in school longer).

**Q9** Last year, service providers sent 1.5 million reports of child sexual abuse online stemming from the EU. Over one million of these reports - 70 per cent – came from online messages, email and chat, the rest from other sources, such as social media and gaming platforms. To what extent would you support or oppose the following? (% by country)

**Service providers detecting child sexual abuse material and grooming conversations in messages (e.g. e-mail, chat) in case of a significant risk of child sexual abuse on a specific platform**



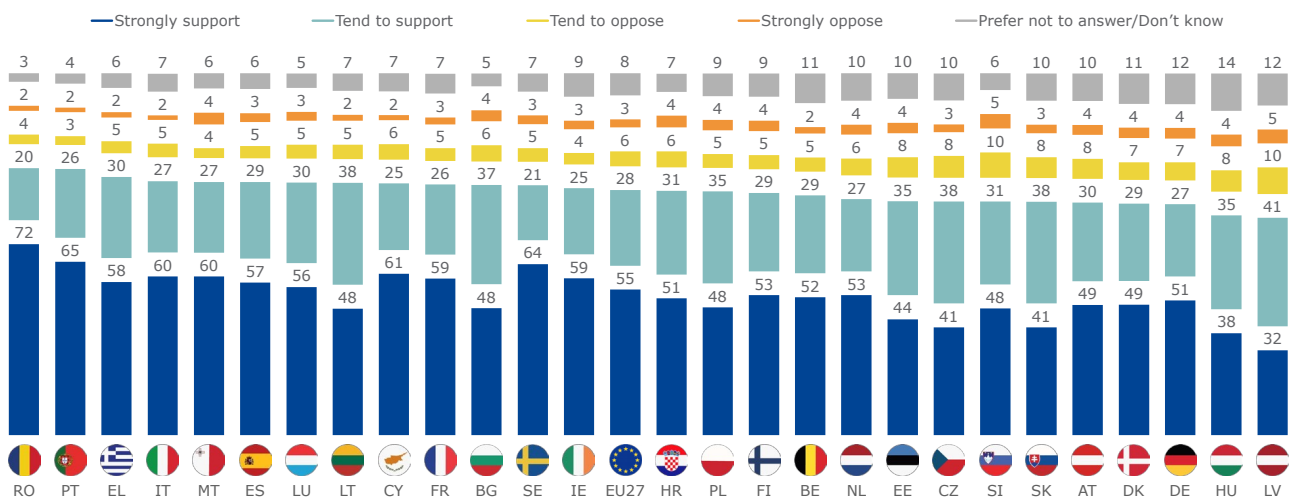
Base: All respondents (n=26270)



When asked about detecting child sexual abuse material and grooming in messages using end-to-end encryption, in case of a significant risk of child sexual abuse on a specific platform, 83% of respondents across the EU 'strongly support' or 'tend to support' this. Respondents in Romania (92%) and Portugal (91%) are the most likely to support detecting child sexual abuse material and grooming in messages using end-to-end encryption, while respondents in Hungary and Latvia are the least likely to do so (both 73%). Differences across socio-demographic groups for using end-to-end encryption are in line with those discussed so far in this section.

**Q9** Last year, service providers sent 1.5 million reports of child sexual abuse online stemming from the EU. Over one million of these reports - 70 per cent – came from online messages, email and chat, the rest from other sources, such as social media and gaming platforms. To what extent would you support or oppose the following? (% by country)

**Service providers detecting child sexual abuse material and grooming in messages using end-to-end encryption (end-to-end encryption prevents material or conversations from being viewed by anyone other than the sender and recipient) in case of a significant risk of child sexual abuse on a specific platform**

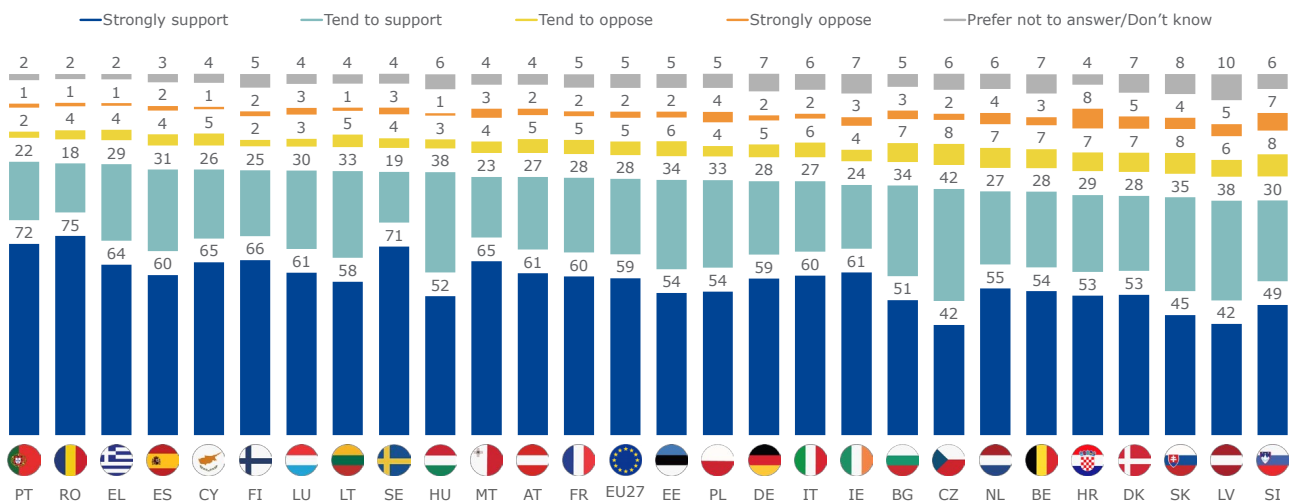


Base: All respondents (n=26270)

Finally, 87% of respondents across the EU 'strongly support' or 'tend to support' that service providers detect child sexual abuse material and grooming conversations shared publicly (e.g. on forums, gaming platforms). Respondents in Portugal (94%), Romania (93%) and Greece (93%) are – once again – the most likely to express support, while respondents in Slovenia (79%) are the least likely to do so. Differences across socio-demographic groups are in line with those already discussed in this section.

**Q9** Last year, service providers sent 1.5 million reports of child sexual abuse online stemming from the EU. Over one million of these reports - 70 per cent – came from online messages, email and chat, the rest from other sources, such as social media and gaming platforms. To what extent would you support or oppose the following? (% by country)

**Service providers detecting child sexual abuse material and grooming conversations shared publicly (e.g. on forums, gaming platforms)**



Base: All respondents (n=26270)

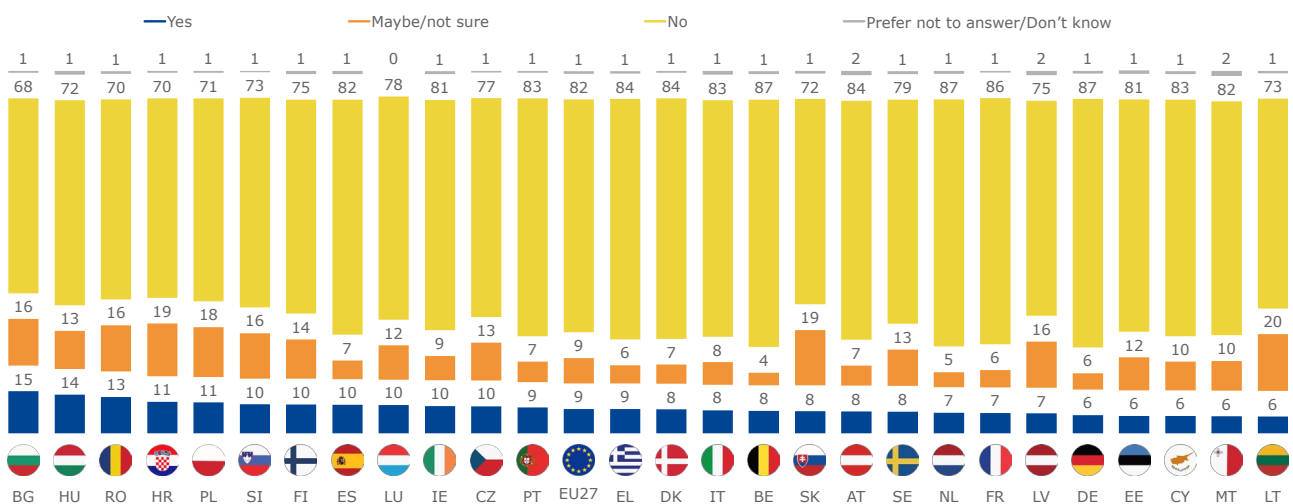
## Section 6. Exposure to child sexual abuse material and intentions to report

### 6.1. Exposure to online child sexual abuse material

On average, 9% of respondents report having come across or having been exposed to child sexual abuse material (e.g. pictures and videos, grooming activities). An additional 9% reply that they may have been exposed, but that they are not sure. At the individual country level, the proportion of respondents having been exposed ranges from 6% in countries, such as Lithuania and Malta, to 13% in Romania, 14% in Hungary and 15% in Bulgaria.

Among 18-24 year-olds, 18% of respondents report having come across or having been exposed to child sexual abuse material; this figure is also higher than 10% for 25-39 year-olds (13%) and for those still in full-time education (18%).

**Q11** Have you ever come across or been exposed to child sexual abuse material online (e.g. pictures and videos, grooming activities)? (% by country)



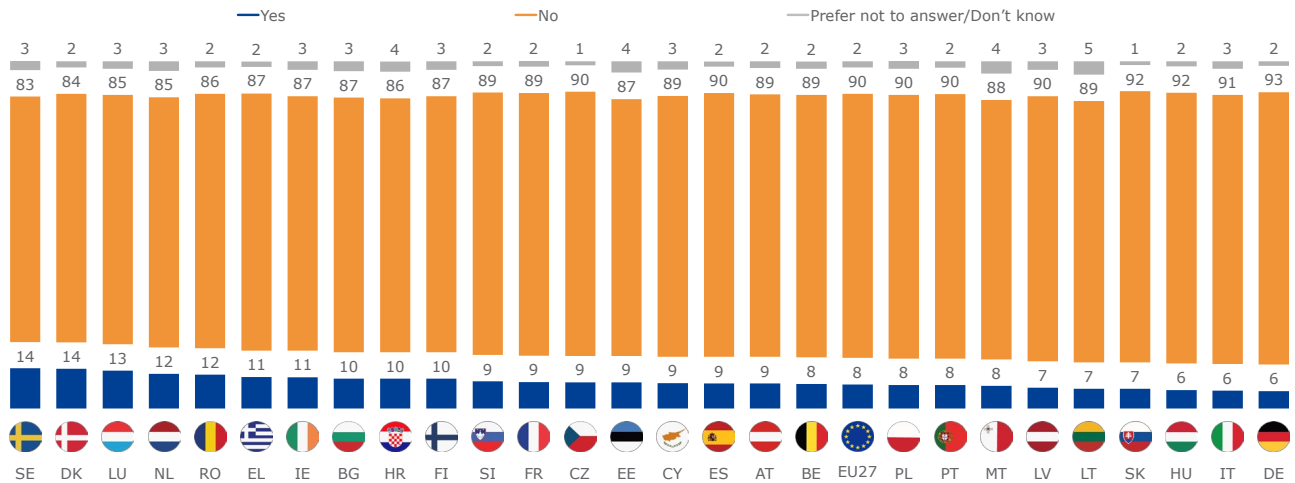
Base: All respondents (n=26270)

## 6.2. Knowing of a victim of online child sexual abuse

On average, 8% of respondents know of a child who has been a victim of online child sexual abuse (e.g. having images and videos of their abuse shared online or being groomed); this figure is highest in Luxembourg (13%), Denmark and Sweden (both 14%).

Among those aged 55 and over, 3% answer that they know of a child who has been a victim of online child sexual abuse; this figure, however, increases to 13% for those aged 25 to 39 and 20% for those aged 18 to 24.

**Q10** Do you know of a child who has been a victim of online child sexual abuse (e.g. having images and videos of their abuse shared online or being groomed)? (% by country)

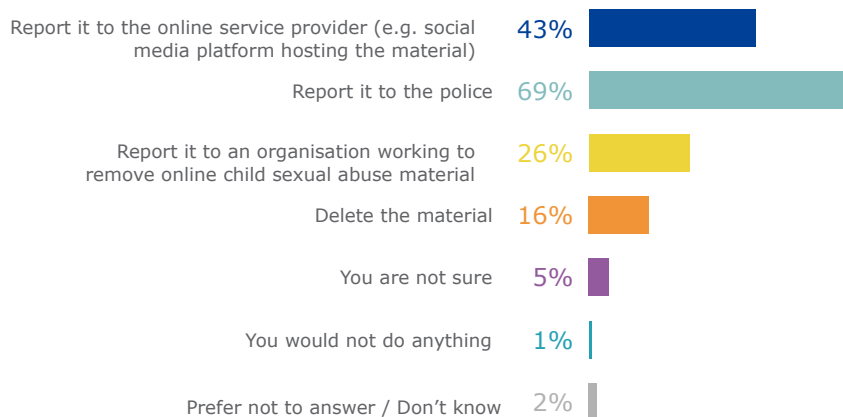


Base: All respondents (n=26270)

### 6.3. Reporting online child sexual abuse material

When asked what they would do if they came across child sexual abuse material online, 69% of respondents across the EU reply that they would report it to the police. Over four in ten respondents (43%) would (also) report it to the online service provider (e.g. the social media platform hosting the material). Smaller shares would report it to an organisation working to remove online child sexual abuse material (26%) or would delete the material (16%). Just a handful of respondents (1%) say they would not do anything and 5% are unsure about what they would do.

**Q12** What would you do if you came across child sexual abuse material online? [Multiple answers allowed] (% EU27)



Base: All respondents (n=26 270)

The analysis by socio-demographic groups shows that women (73%) are more likely than men (66%) to reply that they would report online child sexual abuse material to the police, while men are more likely to say that they would delete the material (19% vs 13% of women). The intention to report child sexual abuse material to the police increases with age (from 50% for 18-24 year-olds to 77% for over 54 year-olds). Younger respondents, in turn, have a higher tendency to intend to report child sexual abuse material to the online service provider hosting the material (from 35% for over 54 year-olds to 57% for 18-24 year-olds) or to an organisation working to remove such material (from 24% for over 54 year-olds to 31% for 18-24 year-olds), or to delete the material (from 14% for over 54 year-olds to 26% for 18-24 year-olds).

Across all Member States, the largest share of respondents reply that they would report online child sexual abuse material to the police. Moreover, in all but two of the Member States, about six in ten – or more – of respondents answer that this is what they would do (from 59% in Bulgaria and Czechia to 78% in Denmark, Germany and Greece). In Slovakia (47%) and Latvia (50%), about one in two respondents reply that they would report online child sexual abuse material to the police.

The proportion of respondents who would report online child sexual abuse material to the online service provider hosting the material ranges from 31% in Estonia and Greece to 55% in Ireland and Portugal. Between 17% of respondents in Czechia and Spain, and 36% in Ireland and the Netherlands reply that would report the online child sexual abuse material to an organisation working to remove this type of material. More than one in five respondents in France and the Netherlands (both 22%) answer that, if they would come across child sexual abuse material online, they would delete the material. In Estonia, Hungary and Romania, this response is selected by just 9% of respondents.

**Q12** What would you do if you came across child sexual abuse material online? [Multiple answers allowed] (% mentioned by country)

	Report it to the online service provider (e.g. social media platform hosting the material)	Report it to the police	Report it to an organisation working to remove online child sexual abuse material	Delete the material	You are not sure	You would not do anything	Prefer not to answer/Don't know
EU27	43	69	26	16	5	1	2
BE	40	63	28	14	9	1	3
BG	49	59	34	12	6	1	2
CZ	34	59	17	10	13	2	2
DK	44	78	28	14	5	0	1
DE	44	78	30	16	4	1	2
EE	31	68	31	9	11	1	1
IE	55	68	36	19	6	1	2
EL	31	78	33	10	3	0	0
ES	35	75	17	13	5	0	2
FR	54	66	35	22	4	0	2
HR	50	60	25	12	6	1	2
IT	38	67	18	18	3	2	2
CY	33	77	25	11	5	1	1
LV	36	50	22	10	16	2	2
LT	35	60	31	13	7	1	5
LU	45	77	23	12	4	0	1
HU	51	60	28	9	4	1	5
MT	45	66	28	17	7	0	2
NL	45	66	36	22	7	1	4
AT	45	76	35	18	3	1	1
PL	37	65	21	14	8	1	3
PT	55	71	23	18	3	0	1
RO	51	63	26	9	8	1	1
SI	41	64	32	11	6	1	3
SK	41	47	20	13	11	2	4
FI	46	64	24	13	8	1	2
SE	43	71	26	10	10	1	2

Base: All respondents (n=26 270)

## Technical specifications

---

Between 28 June and 4 July 2023, Ipsos European Public affairs carried out Flash Eurobarometer 532 at the request of the European Commission, Directorate-General Migration and Home Affairs. It is a general public survey coordinated by the Directorate-General for Communication, “Media monitoring and Eurobarometer” Unit. Flash Eurobarometer 532 covers the population of EU citizens, residents in one of the 27 EU Member States and aged 18 years and over.

All interviews were carried via Computer-Assisted Web Interviewing (CAWI), using Ipsos online panels and their partner network. Respondents were selected from online access panels, groups of pre- recruited individuals who have agreed to take part in research. Sampling quota were set based on age (18-24 year-olds, 25-34 year-olds, 35-44 year-olds, 45-54 year-olds, 55-64 year-olds and 65+ year-olds), gender, level of education and geographic region (NUTS1, NUTS2 or NUTS 3, depending on the size of the country and the number of NUTS regions).



	Number of interviews	Fieldwork dates	Population 18+ (absolute number)	Population 18+ (as % of EU27 population)
<b>EU27</b>	<b>26270</b>	<b>28.6.2023-4.7.2023</b>	<b>365822635</b>	<b>100.00%</b>
BE	1004	28.6.2023-4.7.2023	9289646	2.54%
BG	1015	28.6.2023-4.7.2023	5650134	1.54%
CZ	1045	28.6.2023-3.7.2023	8513726	2.33%
DK	1025	28.6.2023-4.7.2023	4721691	1.29%
DE	1011	28.6.2023-3.7.2023	69373865	18.96%
EE	1040	28.6.2023-3.7.2023	1072458	0.29%
IE	1050	28.6.2023-4.7.2023	3864876	1.06%
EL	1011	28.6.2023-4.7.2023	8711062	2.38%
ES	1038	28.6.2023-3.7.2023	39294807	10.74%
FR	1011	28.6.2023-29. 6.2023	53438508	14.61%
HR	1040	28.6.2023-4.7.2023	3195690	0.87%
IT	1011	28.6.2023-29. 6.2023	49811219	13.62%
CY	530	28.6.2023-4.7.2023	731677	0.20%
LV	1020	28.6.2023-3.7.2023	1518893	0.42%
LT	1022	28.6.2023-3.7.2023	2310067	0.63%
LU	526	28.6.2023-4.7.2023	522754	0.14%
HU	1040	28.6.2023-1.7.2023	7981992	2.18%
MT	538	28.6.2023-4.7.2023	438294	0.12%
NL	1004	28.6.2023-1.7.2023	14289828	3.91%
AT	1030	28.6.2023-3.7.2023	7427239	2.03%
PL	1049	28.6.2023-4.7.2023	30743972	8.40%
PT	1065	28.6.2023-5.7.2023	8715904	2.38%
RO	1025	28.6.2023-4.7.2023	15304495	4.18%
SI	1030	28.6.2023-4.7.2023	1730790	0.47%
SK	1010	28.6.2023-3.7.2023	4402238	1.20%
FI	1043	28.6.2023-3.7.2023	4512724	1.23%
SE	1037	28.6.2023-4.7.2023	8254086	2.26%

## Questionnaire

---

### ASK ALL

This questionnaire is about fighting online child sexual abuse. "Online child sexual abuse" occurs when child abuse images are shared on social networking and messaging services, or where children are approached online by adults who pretend to befriend them for the purpose of sexual abuse (i.e. grooming). At present, a number of online services, such as social media platforms, detect such activities and report them to law enforcement. Law enforcement uses these reports to stop ongoing abuse, rescue children and bring perpetrators to justice.

This may be a sensitive topic, so a 'Prefer not to say' option is included in every question. Please remember, your answers will always be treated anonymously and will never be examined individually.

### ASK ALL

**Q1** How widespread do you think the problem of online child sexual abuse is in [YOUR COUNTRY]?

*(ONE ANSWER)*

- 1 Very widespread
- 2 Fairly widespread
- 3 Rather rare
- 4 Very rare
- 998 Prefer not to answer/Don't know

### ASK ALL

**Q2** Which one, if any, of the following statements comes closest to your view?

*(ONE ANSWER)*

- 1 The ability to detect child abuse is more important than the right to online privacy
- 2 The right to online privacy and the ability to detect child abuse are both equally important
- 3 The right to online privacy is more important than the ability to detect child abuse
- 998 Prefer not to answer/Don't know

**ASK ALL****Q3** To what extent do you agree or disagree with the following statements?

Even if you do not have any particular roles with children, we are still interested in your opinion.

*(ONE ANSWER PER LINE – RANDOMISE 1-7)*

		Strongly agree	Rather agree	Rather disagree	Strongly disagree	Prefer not to answer/Don't know
1	Children can safely use the internet without being exposed to harmful content	1	2	3	4	998
2	Children can safely use the internet without being approached by adults seeking to harm them	1	2	3	4	998
3	Children are increasingly at risk online	1	2	3	4	998
4	Parents, in general, know what their children are doing online	1	2	3	4	998
5	Parents are under increasing pressure to make sure that their children stay safe online	1	2	3	4	998
6	Tools like parental controls are not sufficient to keep children safe online	1	2	3	4	998
7	Online service providers (e.g. social media platforms) can play an important role in the fight against online child sexual abuse	1	2	3	4	998

**ASK ALL**

**Q4** Perpetrators increasingly exchange child sexual abuse material (e.g. photos, videos) online among themselves. To what extent do you agree or disagree with the following statements?

*(ONE ANSWER PER LINE – RANDOMISE 2-4, KEEP 1 IN FIRST POSITION)*

		Strongly agree	Rather agree	Rather disagree	Strongly disagree	Prefer not to answer/Don't know
1	This activity should be left undetected	1	2	3	4	998
2	Online service providers (e.g. social media platforms) should have the freedom to decide whether to tackle this problem and how to do so	1	2	3	4	998
3	The exchange of child sexual abuse material should be detected and investigated with the aim of rescuing victims, bring perpetrators to justice, and the material should be taken down to prevent the re-traumatisation of victims	1	2	3	4	998
4	Detection of this activity should be imposed only when the number of exchanges on a specific platform or service by perpetrators is significant	1	2	3	4	998

**ASK ALL**

**Q5** Online service providers (e.g. social media platforms) can currently use several safety measures, including a combination of automated technology tools and human oversight, to detect and report sexual abuse of children, helping to rescue victims and bring perpetrators to justice.

Which of the following statements is closest to your view?

Online service providers (e.g. social media platforms)...

*(ONE ANSWER – ROTATE 1-3 & 3-1, RECORD ORDER AS Q5\_ORDER)*

1	...should be able to take voluntary actions to detect, remove and report online child sexual abuse
2	...should, under certain circumstances, be obliged by law to detect, remove and report online child sexual abuse
3	...should not detect, remove and report online child sexual abuse
998	Prefer not to answer/Don't know

**ASK ALL**

**Q6** At the moment, due to the voluntary nature of the current temporary legislation, only a small number of service providers detect, remove and report online sexual abuse on their platforms, while a significant number take no action. With that in mind, which of the following statements is closest to your view?

Online service providers (e.g. social media platforms) ...

*(ONE ANSWER – SHOW RESPONSE OPTIONS IN SAME ORDER AS IN Q5)*

- 1 ... should be able to take voluntary actions to prevent, detect, remove and report online child sexual abuse
- 2 ... should, under certain circumstances, be obliged by law to prevent, detect, remove and report online child sexual abuse
- 3 ...should not prevent, detect, remove and report online child sexual abuse
- 998 Prefer not to answer/Don't know

**ASK ALL**

**Q7** On 3 August 2024, the EU law that allows online service providers to voluntarily detect and report online child sexual abuse will expire. The EU has proposed a new law that would oblige online service providers to prevent child sexual abuse from happening on their services. If prevention fails, and in case of significant risk of child sexual abuse, the service provider could be temporarily obliged to detect and report online child sexual abuse. If this new legislation is not agreed upon by August 2024, the detection of online child sexual abuse in online exchanges – voluntary or not – becomes illegal.

With that in mind, to what extent would you support or oppose this proposed law?

*(ONE ANSWER, REVERSE ORDER 1-4/4-1, RECORD ORDER AS Q7\_ORDER)*

1	Strongly support
2	Tend to support
3	Tend to oppose
4	Strongly oppose
998	Prefer not to answer/Don't know

**ASK ALL**

**Q8** Online services providers can use various tools, including a combination of automated technology tools and human oversight, to detect child sexual abuse online. These tools may interfere to a different extent with the privacy of the users. To what extent would you support or oppose the detection of child sexual abuse by online service providers via...

*(ONE ANSWER PER LINE, SHOW RESPONSE SCALE IN SAME ORDER AS IN Q7, 1-4 vs 4-1)*

		Strongly support	Tend to support	Tend to oppose	Strongly oppose	Prefer not to answer/Don't know
1	Tools that automatically detect images and videos of child sexual abuse material already known to the police, to identify where these images and videos are shared online again	1	2	3	4	998
2	Tools based on artificial intelligence (AI) detecting new sexual abuse material images and videos shared online	1	2	3	4	998
3	Tools based on artificial intelligence (AI) detecting grooming and/or imminent abuse	1	2	3	4	998

**ASK ALL**

**Q9** Last year, service providers sent 1.5 million reports of child sexual abuse online stemming from the EU. Over one million of these reports - 70 per cent – came from online messages, email and chat, the rest from other sources, such as social media and gaming platforms. To what extent would you support or oppose the following?

*(ONE ANSWER PER LINE, SHOW RESPONSE SCALE IN SAME ORDER AS IN Q7, 1-4 vs 4-1)*

		Strongly support	Tend to support	Tend to oppose	Strongly oppose	Prefer not to answer/Don't know
1	Service providers detecting child sexual abuse material and grooming conversations shared publicly (e.g. on forums, gaming platforms)	1	2	3	4	998
2	Service providers detecting child sexual abuse material and grooming conversations in messages (e.g. e-mail, chat) in case of a significant risk of child sexual abuse on a specific platform	1	2	3	4	998
3	Service providers detecting child sexual abuse material and grooming in messages using end-to-end encryption (end-to-end encryption prevents material or conversations from being viewed by anyone other than the sender and recipient) in case of a significant risk of child sexual abuse on a specific platform	1	2	3	4	998

**ASK ALL**

**Q10** Do you know of a child who has been a victim of online child sexual abuse (e.g. having images and videos of their abuse shared online or being groomed)?

*(ONE ANSWER)*

1	Yes
2	No
998	Prefer not to answer/Don't know

**ASK ALL**

**Q11** Have you ever come across or been exposed to child sexual abuse material online (e.g. pictures and videos, grooming activities)?

*(ONE ANSWER)*

1	Yes
2	No
3	Maybe/not sure
998	Prefer not to answer/Don't know

**ASK ALL**

**Q12** What would you do if you came across child sexual abuse material online?

*(MULTIPLE ANSWERS ALLOWED)*

1	Report it to the online service provider (e.g. social media platform hosting the material)
2	Report it to the police
3	Report it to an organisation working to remove online child sexual abuse material
4	Delete the material
5	You are not sure [EXCLUSIVE]
6	You would not do anything [EXCLUSIVE]
998	Prefer not to answer/Don't know [EXCLUSIVE]



## **Data annex**

---

Q1 How widespread do you think the problem of online child sexual abuse is in [YOUR COUNTRY]?

	Very widespread	Fairly widespread	Rather rare	Very rare	Prefer not to answer/Don't know
EU27	20	53	18	2	6
BE	16	52	19	3	11
BG	12	41	36	6	6
CZ	12	51	29	3	5
DK	6	34	52	5	4
DE	25	54	15	1	6
EE	5	42	38	6	9
IE	19	48	24	3	7
EL	25	61	11	1	2
ES	22	59	12	2	5
FR	22	52	17	2	7
HR	17	57	18	3	5
IT	21	60	13	1	6
CY	15	54	24	2	6
LV	4	33	39	7	18
LT	11	52	21	3	12
LU	8	41	35	4	13
HU	13	55	21	4	8
MT	11	45	29	5	10
NL	29	48	15	2	6
AT	17	53	21	3	6
PL	13	40	31	6	10
PT	21	56	12	2	9
RO	24	52	18	3	3
SI	15	49	29	5	3
SK	8	42	34	8	8
FI	15	47	26	4	10
SE	18	52	25	3	3

Flash Eurobarometer 532 - Protection of children against online sexual abuse

Fieldwork: 28/6-4/7/2023 / (%) Base: n=26 270 - All respondents

Q2 Which one, if any, of the following statements comes closest to your view?

	The ability to detect child abuse is more important than the right to online privacy	The right to online privacy and the ability to detect child abuse are both equally important	The right to online privacy is more important than the ability to detect child abuse	Prefer not to answer/ Don't know
EU27	60	36	2	3
BE	56	39	2	4
BG	58	37	2	3
CZ	48	47	3	2
DK	62	32	2	4
DE	66	31	1	1
EE	50	44	3	3
IE	59	38	1	2
EL	65	33	1	1
ES	55	40	2	3
FR	56	39	2	3
HR	60	38	1	2
IT	72	24	2	2
CY	68	28	1	2
LV	47	42	4	7
LT	55	38	3	4
LU	67	29	2	2
HU	35	61	2	3
MT	51	45	1	3
NL	62	33	2	3
AT	60	37	2	1
PL	53	40	2	5
PT	50	47	1	2
RO	48	47	3	3
SI	57	38	2	2
SK	47	46	4	3
FI	55	38	3	5
SE	64	31	3	3

Flash Eurobarometer 532 - Protection of children against online sexual abuse

Fieldwork: 28/6-4/7/2023 / (%) Base: n=26 270 - All respondents

Q3\_1 To what extent do you agree or disagree with the following statements?

**Children can safely use the internet without being exposed to harmful content**

	Strongly agree	Rather agree	Rather disagree	Strongly disagree	Prefer not to answer/Don't know
EU27	5	15	33	45	2
BE	3	12	32	51	2
BG	7	19	43	31	1
CZ	5	18	41	35	2
DK	4	15	43	37	2
DE	3	11	34	49	3
EE	3	15	47	32	2
IE	7	18	32	40	3
EL	7	19	40	33	1
ES	6	16	32	43	3
FR	4	10	25	61	1
HR	9	33	35	22	1
IT	5	17	34	41	3
CY	10	14	42	33	0
LV	4	15	44	36	1
LT	3	13	47	37	1
LU	3	9	39	48	0
HU	4	8	36	51	1
MT	9	16	36	38	1
NL	4	13	29	52	2
AT	4	12	38	45	2
PL	7	21	35	34	3
PT	13	32	27	26	2
RO	9	22	29	38	1
SI	5	20	31	44	1
SK	5	14	39	40	1
FI	3	18	37	40	3
SE	3	12	32	53	1

Flash Eurobarometer 532 - Protection of children against online sexual abuse

Fieldwork: 28/6-4/7/2023 / (%) Base: n=26 270 - All respondents

Q3\_2 To what extent do you agree or disagree with the following statements?

**Children can safely use the internet without being approached by adults seeking to harm them**

	Strongly agree	Rather agree	Rather disagree	Strongly disagree	Prefer not to answer/Don't know
EU27	6	16	34	41	3
BE	3	13	32	49	3
BG	7	21	40	29	2
CZ	7	20	39	31	3
DK	4	18	40	33	5
DE	4	13	36	43	4
EE	3	23	48	23	4
IE	7	18	36	34	5
EL	6	17	40	36	1
ES	8	17	32	40	3
FR	5	10	25	58	2
HR	9	29	37	23	2
IT	6	18	34	39	3
CY	10	16	43	30	1
LV	5	18	44	29	4
LT	5	15	49	28	3
LU	4	14	38	42	1
HU	4	11	40	44	2
MT	11	17	41	29	2
NL	4	12	33	48	3
AT	3	17	39	37	3
PL	7	23	35	28	6
PT	13	28	29	28	2
RO	10	21	29	37	3
SI	5	22	33	40	1
SK	7	15	42	34	3
FI	5	19	40	33	3
SE	2	13	31	52	2

Flash Eurobarometer 532 - Protection of children against online sexual abuse

Fieldwork: 28/6-4/7/2023 / (%) Base: n=26 270 - All respondents

Q3\_3 To what extent do you agree or disagree with the following statements?

**Children are increasingly at risk online**

	Strongly agree	Rather agree	Rather disagree	Strongly disagree	Prefer not to answer/Don't know
EU27	52	40	4	2	1
BE	47	45	4	2	2
BG	53	39	6	2	0
CZ	47	43	7	2	1
DK	31	55	8	2	5
DE	48	44	4	2	2
EE	33	54	11	1	2
IE	55	36	5	3	2
EL	58	36	5	1	0
ES	56	39	4	2	0
FR	56	37	4	2	2
HR	55	41	3	2	0
IT	50	42	4	2	2
CY	64	30	5	1	0
LV	33	53	10	2	2
LT	39	52	6	2	2
LU	54	39	6	1	1
HU	52	40	5	2	1
MT	55	41	2	1	1
NL	51	40	5	2	2
AT	53	37	6	3	1
PL	49	42	4	3	1
PT	62	32	4	1	1
RO	65	31	3	2	1
SI	46	45	7	2	0
SK	51	43	4	2	1
FI	42	46	8	1	3
SE	56	37	6	1	1

Flash Eurobarometer 532 - Protection of children against online sexual abuse

Fieldwork: 28/6-4/7/2023 / (%) Base: n=26 270 - All respondents

Q3\_4 To what extent do you agree or disagree with the following statements?

**Parents, in general, know what their children are doing online**

	Strongly agree	Rather agree	Rather disagree	Strongly disagree	Prefer not to answer/Don't know
EU27	4	13	46	36	2
BE	3	11	46	38	2
BG	4	16	55	24	1
CZ	5	15	55	24	1
DK	3	17	53	23	3
DE	3	13	46	35	2
EE	1	14	61	23	1
IE	5	15	43	34	2
EL	3	11	53	32	1
ES	6	9	44	39	2
FR	3	10	44	42	1
HR	3	10	45	41	1
IT	3	12	44	39	3
CY	2	13	58	26	1
LV	4	18	54	22	2
LT	4	14	60	21	2
LU	3	9	55	33	1
HU	3	11	49	35	2
MT	3	13	53	29	2
NL	3	12	43	40	3
AT	3	12	50	34	1
PL	4	15	49	31	2
PT	3	14	42	41	1
RO	7	24	39	27	3
SI	3	15	46	36	1
SK	4	15	53	27	1
FI	3	13	47	35	3
SE	3	16	42	39	1

Flash Eurobarometer 532 - Protection of children against online sexual abuse

Fieldwork: 28/6-4/7/2023 / (%) Base: n=26 270 - All respondents

Q3\_5 To what extent do you agree or disagree with the following statements?

**Parents are under increasing pressure to make sure that their children stay safe online**

	Strongly agree	Rather agree	Rather disagree	Strongly disagree	Prefer not to answer/Don't know
EU27	34	46	13	4	4
BE	23	50	16	5	7
BG	27	45	20	4	4
CZ	30	53	13	2	3
DK	34	54	8	2	3
DE	40	48	8	2	2
EE	36	51	10	1	2
IE	56	34	6	2	2
EL	45	48	5	2	1
ES	41	47	7	3	2
FR	14	44	27	8	8
HR	34	53	9	3	1
IT	17	49	22	6	5
CY	54	40	5	0	1
LV	13	48	25	5	9
LT	15	44	28	5	8
LU	37	50	9	2	2
HU	50	41	6	2	1
MT	49	43	7	1	1
NL	30	49	12	4	6
AT	44	44	7	3	2
PL	58	36	3	1	1
PT	48	41	7	3	1
RO	46	45	7	2	1
SI	29	56	11	3	1
SK	28	54	12	4	3
FI	45	47	5	1	2
SE	49	40	7	2	3

Flash Eurobarometer 532 - Protection of children against online sexual abuse

Fieldwork: 28/6-4/7/2023 / (%) Base: n=26 270 - All respondents



Q3\_6 To what extent do you agree or disagree with the following statements?

**Tools like parental controls are not sufficient to keep children safe online**

	Strongly agree	Rather agree	Rather disagree	Strongly disagree	Prefer not to answer/Don't know
EU27	31	51	11	3	4
BE	25	53	14	4	5
BG	27	53	17	3	2
CZ	24	55	15	3	3
DK	25	51	14	3	9
DE	30	50	12	2	6
EE	23	56	16	2	3
IE	32	46	14	3	6
EL	31	55	10	3	2
ES	35	52	9	2	3
FR	40	47	9	2	3
HR	27	56	12	2	2
IT	26	55	12	4	4
CY	38	50	9	2	1
LV	21	55	18	3	3
LT	30	52	14	3	1
LU	26	55	14	3	4
HU	28	51	15	4	3
MT	28	52	16	1	3
NL	27	51	14	3	5
AT	29	50	14	4	3
PL	26	55	12	3	5
PT	35	52	9	2	2
RO	39	45	11	3	3
SI	24	55	16	4	2
SK	22	53	16	4	5
FI	21	54	14	3	8
SE	37	45	10	2	6

Flash Eurobarometer 532 - Protection of children against online sexual abuse

Fieldwork: 28/6-4/7/2023 / (%) Base: n=26 270 - All respondents

Q3\_7 To what extent do you agree or disagree with the following statements?

**Online service providers (e.g. social media platforms) can play an important role in the fight against online child sexual abuse**

	Strongly agree	Rather agree	Rather disagree	Strongly disagree	Prefer not to answer/Don't know
EU27	46	43	7	2	3
BE	43	43	7	2	5
BG	47	42	8	2	2
CZ	38	49	8	2	3
DK	43	42	7	2	6
DE	45	41	9	2	3
EE	39	51	6	1	3
IE	62	30	4	2	3
EL	44	44	8	3	2
ES	47	47	3	1	2
FR	46	43	6	3	1
HR	49	43	5	2	1
IT	46	44	7	2	2
CY	54	32	9	2	2
LV	39	50	6	2	3
LT	36	52	7	2	3
LU	43	45	7	3	3
HU	31	45	15	5	4
MT	54	35	6	2	3
NL	48	41	5	2	4
AT	44	40	9	3	3
PL	42	48	5	2	3
PT	61	33	3	2	1
RO	54	35	6	2	3
SI	39	49	8	3	2
SK	41	48	7	2	3
FI	48	43	5	1	3
SE	54	34	7	1	4

Flash Eurobarometer 532 - Protection of children against online sexual abuse

Fieldwork: 28/6-4/7/2023 / (%) Base: n=26 270 - All respondents

Q4\_1 Perpetrators increasingly exchange child sexual abuse material (e.g. photos, videos) online among themselves. To what extent do you agree or disagree with the following statements?

**This activity should be left undetected**

	Strongly agree	Rather agree	Rather disagree	Strongly disagree	Prefer not to answer/Don't know
EU27	7	9	11	69	4
BE	4	8	11	74	3
BG	12	15	16	54	4
CZ	11	11	14	60	4
DK	5	12	15	63	6
DE	6	8	10	73	3
EE	4	7	12	72	5
IE	7	7	10	73	4
EL	10	10	11	66	3
ES	5	10	13	69	4
FR	6	8	11	73	3
HR	6	11	11	65	6
IT	8	12	13	62	5
CY	17	15	8	55	5
LV	5	11	16	60	9
LT	10	11	13	61	6
LU	6	6	10	75	5
HU	4	7	14	72	4
MT	3	5	13	75	4
NL	5	7	10	72	6
AT	8	7	10	72	3
PL	5	7	13	71	4
PT	11	9	7	70	4
RO	15	8	8	67	3
SI	8	11	12	65	4
SK	9	10	16	62	4
FI	6	8	9	74	3
SE	7	9	10	70	4

Flash Eurobarometer 532 - Protection of children against online sexual abuse

Fieldwork: 28/6-4/7/2023 / (%) Base: n=26 270 - All respondents

Q4\_2 Perpetrators increasingly exchange child sexual abuse material (e.g. photos, videos) online among themselves. To what extent do you agree or disagree with the following statements?

**Online service providers (e.g. social media platforms) should have the freedom to decide whether to tackle this problem and how to do so**

	Strongly agree	Rather agree	Rather disagree	Strongly disagree	Prefer not to answer/Don't know
EU27	13	22	25	35	6
BE	13	27	24	29	7
BG	16	27	33	22	2
CZ	13	27	29	25	6
DK	6	13	27	45	9
DE	8	16	24	48	4
EE	10	31	35	20	5
IE	17	20	21	37	6
EL	14	29	27	27	4
ES	14	22	26	31	8
FR	16	24	21	32	7
HR	9	18	27	42	5
IT	10	20	26	38	7
CY	18	20	30	28	5
LV	17	34	28	16	6
LT	16	35	27	15	7
LU	5	13	33	48	2
HU	6	12	32	46	5
MT	13	20	26	37	5
NL	15	22	23	35	5
AT	6	14	28	47	4
PL	23	31	20	20	7
PT	16	25	27	29	4
RO	21	29	24	22	4
SI	16	20	23	39	3
SK	9	22	31	33	5
FI	18	20	22	34	6
SE	10	22	29	34	6

Flash Eurobarometer 532 - Protection of children against online sexual abuse

Fieldwork: 28/6-4/7/2023 / (%) Base: n=26 270 - All respondents

Q4\_3 Perpetrators increasingly exchange child sexual abuse material (e.g. photos, videos) online among themselves. To what extent do you agree or disagree with the following statements?

**The exchange of child sexual abuse material should be detected and investigated with the aim of rescuing victims, bring perpetrators to justice, and the material should be taken down to prevent the re-traumatisation of victims**

	Strongly agree	Rather agree	Rather disagree	Strongly disagree	Prefer not to answer/Don't know
EU27	77	17	3	1	1
BE	77	18	3	1	1
BG	71	22	4	2	1
CZ	69	23	4	2	2
DK	73	20	4	1	2
DE	79	15	4	1	1
EE	71	24	2	1	1
IE	83	12	2	2	1
EL	81	14	2	1	1
ES	78	16	3	2	1
FR	77	17	4	1	1
HR	79	17	2	1	1
IT	78	17	3	1	1
CY	86	11	1	1	1
LV	72	22	3	2	1
LT	72	23	3	1	1
LU	83	15	2	1	1
HU	73	20	3	2	1
MT	85	12	1	1	1
NL	77	14	6	2	1
AT	80	14	4	2	1
PL	70	21	4	2	3
PT	86	11	2	1	1
RO	80	14	4	2	1
SI	76	20	3	1	0
SK	67	27	4	2	1
FI	78	18	2	1	1
SE	83	12	3	1	1

Flash Eurobarometer 532 - Protection of children against online sexual abuse

Fieldwork: 28/6-4/7/2023 / (%) Base: n=26 270 - All respondents

Q4\_4 Perpetrators increasingly exchange child sexual abuse material (e.g. photos, videos) online among themselves. To what extent do you agree or disagree with the following statements?

**Detection of this activity should be imposed only when the number of exchanges on a specific platform or service by perpetrators is significant**

	Strongly agree	Rather agree	Rather disagree	Strongly disagree	Prefer not to answer/Don't know
EU27	8	15	23	49	5
BE	8	15	19	50	9
BG	12	20	32	33	3
CZ	7	17	27	42	7
DK	13	20	27	29	11
DE	6	12	22	54	6
EE	4	11	31	52	3
IE	8	14	22	49	7
EL	8	14	26	47	5
ES	8	13	21	54	4
FR	11	14	19	51	5
HR	7	14	22	52	4
IT	7	15	24	49	5
CY	8	15	20	52	6
LV	9	23	28	34	7
LT	7	14	31	43	5
LU	5	15	23	52	5
HU	5	11	27	53	4
MT	6	19	28	41	5
NL	10	17	22	43	8
AT	8	15	24	48	6
PL	9	17	26	42	7
PT	7	15	20	57	2
RO	15	18	19	45	4
SI	9	14	21	55	2
SK	9	20	31	35	5
FI	9	13	25	47	7
SE	8	14	19	51	8

Flash Eurobarometer 532 - Protection of children against online sexual abuse

Fieldwork: 28/6-4/7/2023 / (%) Base: n=26 270 - All respondents

Q5 Online service providers (e.g. social media platforms) can currently use several safety measures, including a combination of automated technology tools and human oversight, to detect and report sexual abuse of children, helping to rescue victims and bring perpetrators to justice. Which of the following statements is closest to your view?

**Online service providers (e.g. social media platforms)...**

	...should be able to take voluntary actions to detect, remove and report online child sexual abuse	...should, under certain circumstances, be obliged by law to detect, remove and report online child sexual abuse	...should not detect, remove and report online child sexual abuse	Prefer not to answer/Don't know
EU27	41	55	2	2
BE	45	49	2	4
BG	35	62	2	2
CZ	26	59	12	4
DK	41	52	2	4
DE	26	71	2	2
EE	29	67	1	2
IE	44	51	2	2
EL	42	54	3	2
ES	46	50	1	3
FR	64	33	1	2
HR	40	58	1	2
IT	30	65	3	2
CY	31	64	3	2
LV	28	63	4	5
LT	49	44	3	5
LU	26	67	3	4
HU	48	47	1	4
MT	42	55	1	2
NL	27	64	5	4
AT	24	71	3	3
PL	50	46	2	2
PT	55	44	1	1
RO	54	42	2	2
SI	45	51	2	2
SK	43	50	4	3
FI	39	57	1	3
SE	36	59	2	4

Flash Eurobarometer 532 - Protection of children against online sexual abuse

Fieldwork: 28/6-4/7/2023 / (%) Base: n=26 270 - All respondents

Q6 At the moment, due to the voluntary nature of the current temporary legislation, only a small number of service providers detect, remove and report online sexual abuse on their platforms, while a significant number take no action. With that in mind, which of the following statements is closest to your view?

**Online service providers (e.g. social media platforms) ...**

	... should be able to take voluntary actions to prevent, detect, remove and report online child sexual abuse	... should, under certain circumstances, be obliged by law to prevent, detect, remove and report online child sexual abuse	...should not prevent, detect, remove and report online child sexual abuse	Prefer not to answer/ Don't know
EU27	38	57	3	3
BE	41	52	3	4
BG	32	66	1	1
CZ	27	63	6	4
DK	32	60	3	5
DE	23	73	2	2
EE	26	71	1	2
IE	38	58	2	3
EL	40	55	2	3
ES	41	54	2	2
FR	60	36	2	2
HR	38	60	1	1
IT	32	64	2	2
CY	27	67	4	2
LV	28	65	2	5
LT	47	48	1	4
LU	23	72	3	3
HU	50	47	1	3
MT	38	59	1	2
NL	23	68	5	4
AT	20	75	2	3
PL	46	44	5	5
PT	52	47	1	0
RO	49	48	1	2
SI	43	51	3	3
SK	40	52	4	4
FI	36	60	1	3
SE	30	65	3	3

Flash Eurobarometer 532 - Protection of children against online sexual abuse

Fieldwork: 28/6-4/7/2023 / (%) Base: n=26 270 - All respondents



Q7 On 3 August 2024, the EU law that allows online service providers to voluntarily detect and report online child sexual abuse will expire. The EU has proposed a new law that would oblige online service providers to prevent child sexual abuse from happening on their services. If prevention fails, and in case of significant risk of child sexual abuse, the service provider could be temporarily obliged to detect and report online child sexual abuse. If this new legislation is not agreed upon by August 2024, the detection of online child sexual abuse in online exchanges – voluntary or not – becomes illegal. **With that in mind, to what extent would you support or oppose this proposed law?**

	Strongly support	Tend to support	Tend to oppose	Strongly oppose	Prefer not to answer/Don't know
EU27	56	22	6	7	9
BE	48	25	5	6	15
BG	54	26	7	7	6
CZ	45	38	4	4	9
DK	55	23	5	4	12
DE	63	19	4	5	9
EE	43	28	10	9	11
IE	63	19	4	6	8
EL	42	28	9	14	7
ES	51	25	7	8	9
FR	55	24	6	6	9
HR	56	23	6	9	7
IT	58	21	4	9	8
CY	41	24	9	17	10
LV	43	32	7	5	13
LT	36	29	11	11	12
LU	64	19	4	5	8
HU	51	24	7	7	12
MT	58	19	3	13	6
NL	58	20	7	6	8
AT	63	18	4	5	9
PL	45	26	7	11	12
PT	62	18	4	10	6
RO	67	14	5	8	6
SI	47	28	8	11	7
SK	49	27	8	6	10
FI	59	18	5	8	11
SE	57	16	6	13	9

Flash Eurobarometer 532 - Protection of children against online sexual abuse

Fieldwork: 28/6-4/7/2023 / (%) Base: n=26 270 - All respondents

Q8\_1 Online services providers can use various tools, including a combination of automated technology tools and human oversight, to detect child sexual abuse online. These tools may interfere to a different extent with the privacy of the users. To what extent would you support or oppose the detection of child sexual abuse by online service providers via... **Tools that automatically detect images and videos of child sexual abuse material already known to the police, to identify where these images and videos are shared online again**

	Strongly support	Tend to support	Tend to oppose	Strongly oppose	Prefer not to answer/Don't know
EU27	61	28	5	2	4
BE	60	28	6	2	5
BG	52	35	6	3	4
CZ	40	41	8	4	6
DK	61	28	5	2	5
DE	65	25	4	2	4
EE	54	37	4	2	3
IE	68	23	3	3	3
EL	61	29	5	2	3
ES	62	29	5	2	3
FR	62	27	5	2	4
HR	63	27	5	3	2
IT	61	26	7	2	4
CY	65	25	2	3	6
LV	47	40	5	3	5
LT	53	36	5	2	4
LU	67	25	2	3	3
HU	55	34	5	2	5
MT	74	19	2	3	4
NL	61	26	6	2	5
AT	66	25	4	2	4
PL	50	36	5	4	5
PT	73	22	3	2	1
RO	71	19	5	2	3
SI	58	30	6	3	3
SK	51	35	7	3	5
FI	65	26	3	1	5
SE	71	18	5	2	5

Flash Eurobarometer 532 - Protection of children against online sexual abuse

Fieldwork: 28/6-4/7/2023 / (%) Base: n=26 270 - All respondents

Q8\_2 Online services providers can use various tools, including a combination of automated technology tools and human oversight, to detect child sexual abuse online. These tools may interfere to a different extent with the privacy of the users. To what extent would you support or oppose the detection of child sexual abuse by online service providers via... **Tools based on artificial intelligence (AI) detecting new sexual abuse material images and videos shared online**

	Strongly support	Tend to support	Tend to oppose	Strongly oppose	Prefer not to answer/Don't know
EU27	52	33	7	4	6
BE	48	34	7	3	8
BG	45	39	9	5	3
CZ	37	40	12	5	7
DK	43	38	8	4	8
DE	52	33	6	3	6
EE	42	44	7	3	5
IE	53	29	6	4	8
EL	48	39	7	3	4
ES	53	33	6	2	6
FR	53	29	7	4	6
HR	54	32	7	4	4
IT	54	30	8	3	6
CY	58	31	5	2	4
LV	40	43	8	3	6
LT	43	40	9	2	7
LU	53	34	5	3	4
HU	48	36	7	3	5
MT	65	26	3	2	4
NL	46	34	8	4	8
AT	52	31	9	4	5
PL	45	38	6	5	6
PT	65	28	3	2	2
RO	64	25	6	3	3
SI	53	33	9	3	3
SK	41	37	10	6	6
FI	49	37	6	2	6
SE	54	28	9	4	4

Flash Eurobarometer 532 - Protection of children against online sexual abuse

Fieldwork: 28/6-4/7/2023 / (%) Base: n=26 270 - All respondents

Q8\_3 Online services providers can use various tools, including a combination of automated technology tools and human oversight, to detect child sexual abuse online. These tools may interfere to a different extent with the privacy of the users. To what extent would you support or oppose the detection of child sexual abuse by online service providers via... **Tools based on artificial intelligence (AI) detecting grooming and/or imminent abuse**

	Strongly support	Tend to support	Tend to oppose	Strongly oppose	Prefer not to answer/Don't know
EU27	53	31	6	3	6
BE	47	33	7	3	10
BG	48	36	9	5	3
CZ	40	39	11	4	7
DK	45	36	8	3	8
DE	50	31	7	3	8
EE	44	43	6	2	6
IE	57	29	5	4	6
EL	51	38	4	2	4
ES	60	29	4	2	6
FR	52	30	8	3	8
HR	58	31	5	2	4
IT	58	28	7	3	4
CY	59	31	4	3	3
LV	39	43	7	2	9
LT	45	40	7	2	6
LU	52	34	5	3	6
HU	48	37	7	3	6
MT	68	24	3	2	3
NL	46	33	9	3	9
AT	52	32	7	3	6
PL	50	36	4	4	6
PT	68	26	3	2	3
RO	67	24	3	3	3
SI	55	30	8	4	3
SK	40	38	10	5	8
FI	54	34	5	3	5
SE	55	28	9	3	5

Flash Eurobarometer 532 - Protection of children against online sexual abuse

Fieldwork: 28/6-4/7/2023 / (%) Base: n=26 270 - All respondents

Q9\_1 Last year, service providers sent 1.5 million reports of child sexual abuse online stemming from the EU. Over one million of these reports - 70 per cent – came from online messages, email and chat, the rest from other sources, such as social media and gaming platforms. To what extent would you support or oppose the following? **Service providers detecting child sexual abuse material and grooming conversations shared publicly (e.g. on forums, gaming platforms)**

	Strongly support	Tend to support	Tend to oppose	Strongly oppose	Prefer not to answer/Don't know
EU27	59	28	5	2	5
BE	54	28	7	3	7
BG	51	34	7	3	5
CZ	42	42	8	2	6
DK	53	28	7	5	7
DE	59	28	5	2	7
EE	54	34	6	2	5
IE	61	24	4	3	7
EL	64	29	4	1	2
ES	60	31	4	2	3
FR	60	28	5	2	5
HR	53	29	7	8	4
IT	60	27	6	2	6
CY	65	26	5	1	4
LV	42	38	6	5	10
LT	58	33	5	1	4
LU	61	30	3	3	4
HU	52	38	3	1	6
MT	65	23	4	3	4
NL	55	27	7	4	6
AT	61	27	5	2	4
PL	54	33	4	4	5
PT	72	22	2	1	2
RO	75	18	4	1	2
SI	49	30	8	7	6
SK	45	35	8	4	8
FI	66	25	2	2	5
SE	71	19	4	3	4

Flash Eurobarometer 532 - Protection of children against online sexual abuse

Fieldwork: 28/6-4/7/2023 / (%) Base: n=26 270 - All respondents

Q9\_2 Last year, service providers sent 1.5 million reports of child sexual abuse online stemming from the EU. Over one million of these reports - 70 per cent – came from online messages, email and chat, the rest from other sources, such as social media and gaming platforms. To what extent would you support or oppose the following? **Service providers detecting child sexual abuse material and grooming conversations in messages (e.g. e-mail, chat) in case of a significant risk of child sexual abuse on a specific platform**

	Strongly support	Tend to support	Tend to oppose	Strongly oppose	Prefer not to answer/Don't know
EU27	58	29	5	2	5
BE	55	31	5	2	8
BG	51	36	7	3	4
CZ	43	41	8	3	6
DK	52	30	7	4	8
DE	58	28	4	3	7
EE	47	39	7	2	5
IE	62	26	3	3	6
EL	64	29	4	2	2
ES	58	31	5	2	4
FR	59	29	5	2	5
HR	53	33	6	4	4
IT	63	26	3	2	6
CY	62	26	5	2	5
LV	36	43	9	4	9
LT	50	37	7	1	5
LU	59	32	3	3	4
HU	40	40	8	3	10
MT	65	26	2	3	4
NL	56	28	6	3	6
AT	58	28	6	2	6
PL	53	34	5	3	6
PT	69	24	3	1	3
RO	75	18	4	2	2
SI	51	31	9	5	4
SK	44	38	8	3	7
FI	59	30	5	2	5
SE	66	21	6	3	4

Flash Eurobarometer 532 - Protection of children against online sexual abuse

Fieldwork: 28/6-4/7/2023 / (%) Base: n=26 270 - All respondents

Q9\_3 Last year, service providers sent 1.5 million reports of child sexual abuse online stemming from the EU. Over one million of these reports - 70 per cent – came from online messages, email and chat, the rest from other sources, such as social media and gaming platforms. To what extent would you support or oppose the following? **Service providers detecting child sexual abuse material and grooming in messages using end-to-end encryption\* in case of a significant risk of child sexual abuse on a specific platform** (\*end-to-end encryption prevents material or conversations from being viewed by anyone other than the sender and recipient)

	Strongly support	Tend to support	Tend to oppose	Strongly oppose	Prefer not to answer/Don't know
EU27	55	28	6	3	8
BE	52	29	5	2	11
BG	48	37	6	4	5
CZ	41	38	8	3	10
DK	49	29	7	4	11
DE	51	27	7	4	12
EE	44	35	8	4	10
IE	59	25	4	3	9
EL	58	30	5	2	6
ES	57	29	5	3	6
FR	59	26	5	3	7
HR	51	31	6	4	7
IT	60	27	5	2	7
CY	61	25	6	2	7
LV	32	41	10	5	12
LT	48	38	5	2	7
LU	56	30	5	3	5
HU	38	35	8	4	14
MT	60	27	4	4	6
NL	53	27	6	4	10
AT	49	30	8	4	10
PL	48	35	5	4	9
PT	65	26	3	2	4
RO	72	20	4	2	3
SI	48	31	10	5	6
SK	41	38	8	3	10
FI	53	29	5	4	9
SE	64	21	5	3	7

Flash Eurobarometer 532 - Protection of children against online sexual abuse

Fieldwork: 28/6-4/7/2023 / (%) Base: n=26 270 - All respondents

Q10 Do you know of a child who has been a victim of online child sexual abuse (e.g. having images and videos of their abuse shared online or being groomed)?

	Yes	No	Prefer not to answer/Don't know
EU27	8	90	2
BE	8	89	2
BG	10	87	3
CZ	9	90	1
DK	14	84	2
DE	6	93	2
EE	9	87	4
IE	11	87	3
EL	11	87	2
ES	9	90	2
FR	9	89	2
HR	10	86	4
IT	6	91	3
CY	9	89	3
LV	7	90	3
LT	7	89	5
LU	13	85	3
HU	6	92	2
MT	8	88	4
NL	12	85	3
AT	9	89	2
PL	8	90	3
PT	8	90	2
RO	12	86	2
SI	9	89	2
SK	7	92	1
FI	10	87	3
SE	14	83	3

Flash Eurobarometer 532 - Protection of children against online sexual abuse

Fieldwork: 28/6-4/7/2023 / (%) Base: n=26 270 - All respondents



Q11 Have you ever come across or been exposed to child sexual abuse material online (e.g. pictures and videos, grooming activities)?

	Yes	No	Maybe/not sure	Prefer not to answer/Don't know
EU27	9	82	9	1
BE	8	87	4	1
BG	15	68	16	1
CZ	10	77	13	1
DK	8	84	7	1
DE	6	87	6	1
EE	6	81	12	1
IE	10	81	9	1
EL	9	84	6	1
ES	10	82	7	1
FR	7	86	6	1
HR	11	70	19	1
IT	8	83	8	1
CY	6	83	10	1
LV	7	75	16	2
LT	6	73	20	1
LU	10	78	12	0
HU	14	72	13	1
MT	6	82	10	2
NL	7	87	5	1
AT	8	84	7	2
PL	11	71	18	1
PT	9	83	7	1
RO	13	70	16	1
SI	10	73	16	1
SK	8	72	19	1
FI	10	75	14	1
SE	8	79	13	1

Flash Eurobarometer 532 - Protection of children against online sexual abuse

Fieldwork: 28/6-4/7/2023 / (%) Base: n=26 270 - All respondents

Q12 What would you do if you came across child sexual abuse material online?

[MULTIPLE ANSWERS ALLOWED]

	Report it to the online service provider (e.g. social media platform hosting the material)	Report it to the police	Report it to an organisation working to remove online child sexual abuse material	Delete the material	You are not sure	You would not do anything	Prefer not to answer/Don't know
EU27	43	69	26	16	5	1	2
BE	40	63	28	14	9	1	3
BG	49	59	34	12	6	1	2
CZ	34	59	17	10	13	2	2
DK	44	78	28	14	5	0	1
DE	44	78	30	16	4	1	2
EE	31	68	31	9	11	1	1
IE	55	68	36	19	6	1	2
EL	31	78	33	10	3	0	0
ES	35	75	17	13	5	0	2
FR	54	66	35	22	4	0	2
HR	50	60	25	12	6	1	2
IT	38	67	18	18	3	2	2
CY	33	77	25	11	5	1	1
LV	36	50	22	10	16	2	2
LT	35	60	31	13	7	1	5
LU	45	77	23	12	4	0	1
HU	51	60	28	9	4	1	5
MT	45	66	28	17	7	0	2
NL	45	66	36	22	7	1	4
AT	45	76	35	18	3	1	1
PL	37	65	21	14	8	1	3
PT	55	71	23	18	3	0	1
RO	51	63	26	9	8	1	1
SI	41	64	32	11	6	1	3
SK	41	47	20	13	11	2	4
FI	46	64	24	13	8	1	2
SE	43	71	26	10	10	1	2

Flash Eurobarometer 532 - Protection of children against online sexual abuse

Fieldwork: 28/6-4/7/2023 / (%) Base: n=26 270 - All respondents

## Comments and additional information

---

(Pierre Dieumegard)

### Language problems

The official report in English contains a list of questions in English. Automatic translation into the various official languages does not always give the exact text of the various questions actually posed in the various languages. To find out more about the questions actually asked, the questionnaires of the various countries can be uploaded at [https://search.gesis.org/research\\_data/ZA8763](https://search.gesis.org/research_data/ZA8763)

Machine translation sometimes gives poor results, especially in the area of sexual behavior.

The term 'grooming' is poorly translated by the automatic translator. In the country sheet, this is indicated by 'psychological manipulation', which is not clear. This term 'grooming' does not exist with this sexual meaning in my 1999 'Grand Dictionary Larousse Chambers'. In 'Oxford Advanced Learners Dictionary, 7th edition' of 2005, that meaning is in the last position, with the definition 'to prepare a child for a meeting, especially using an Internet chat room, with the intention of performing an illegal sexual act'.

### Near-absence of socio-demographic data in the official report

In usual Eurobarometer reports, socio-demographic data (gender, age, level of education, and sometimes place of residence, wealth, and other indications) are usually given in the form of a table, even if there are no or few graphs to represent them. In this Flash Eurobarometer 532, there are no tables, and barely a few sentences in the text: the term 'sociodemo' exists only 5 times throughout the report, for questions Q7, Q9 and Q12.

However, these questions have been asked, and that the results are well available in the.xls files available in [https://data.europa.eu/data/datasets/s2656\\_fl532\\_eng](https://data.europa.eu/data/datasets/s2656_fl532_eng)

It's a shame, because we can find something to think about.

### Comparison of socio-demographic and country data

Only the few questions where the word "sociodemo" exists in the official report will be discussed here. It is likely that the more in-depth study of all the questions would yield interesting results.

#### **Resuming question Q7 (support for a new law) and Q10 (personal knowledge of a victim)**

— for countries, there is a slight positive correlation: the more people know a victim, the more they support the law (or vice versa)

— for social groups, the opposite is true: the correlation is very clearly negative. The explanatory factor is age. People over the age of 55 strongly support the bill, but know only few victims, while young people aged 18 to 24 know more victims, but are unfavourable to the law (they want to take advantage of the freedom of social media?)

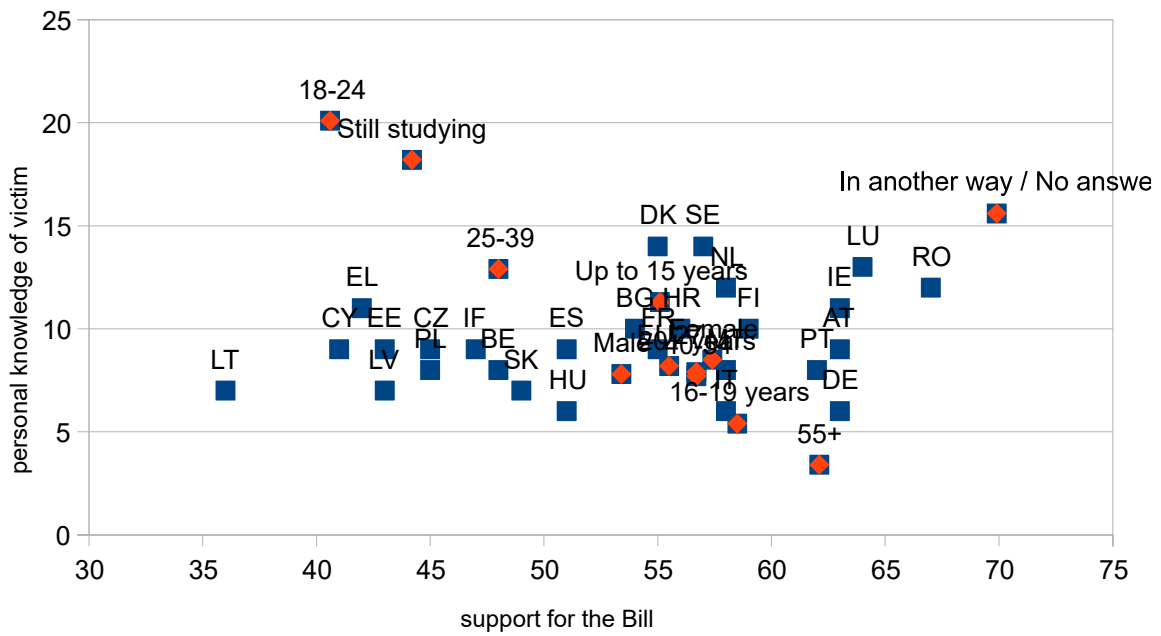


Chart for questions Q7 and Q10 ; countries in blue, socio-demographic groups in red

**Question Q8 (Q8\_1 support for automatic detection of images and videos, Q8\_3 support to artificial intelligence for the detection of imminent abuse).**

Unsurprisingly, the correlation is positive: people who are in favour of one are also favorable to the other. As often, the gap between countries is larger than between social groups, but this is not spectacular, because there is a large difference in opinion between age groups: young people (18-24 years) support these automatic devices far less than people over 55. This behaviour is frequently found when it comes to the internet and social networks: young people are mostly committed to freedom, the oldest are mostly committed to security.

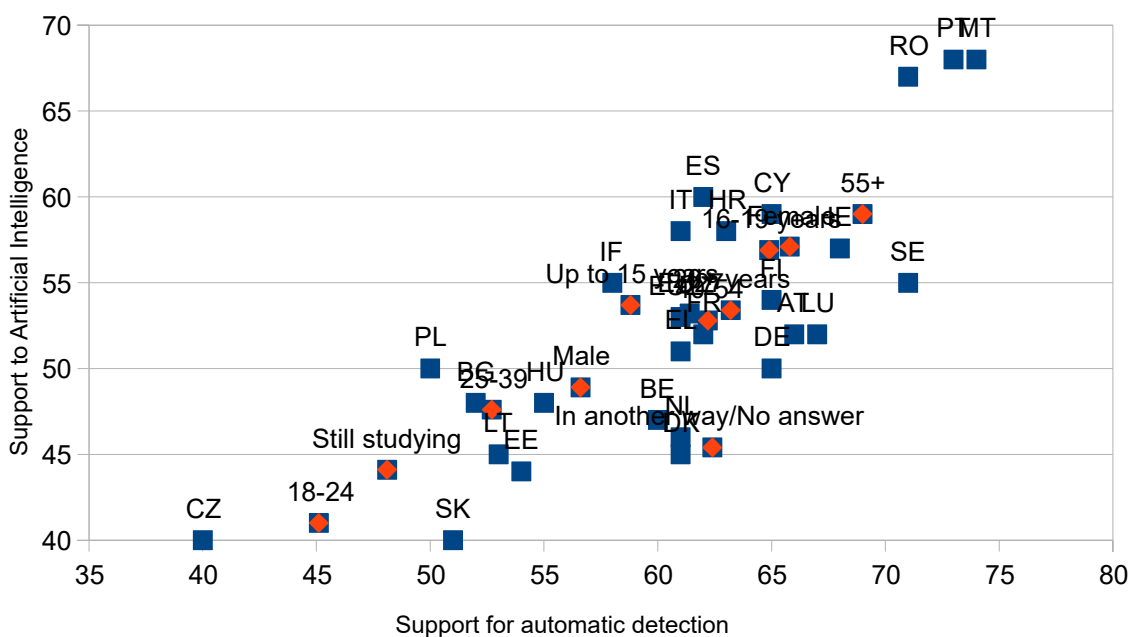


Chart for Q8\_1 and Q8\_3 ; countries are in blue, socio-demographic groups in red

**Question Q12 (What would you do if you came across child pornography online? Report to the supplier, report to the police, report to a specialised association, destroy equipment)**

For the two most frequent responses (report to the police and supplier), the responses vary by country and without a very clear correlation: you can report to either, or to the other or both, or to either. However, for social groups, the correlation is very clearly negative: those under 24 would report a little more to the supplier than to the police (57 % vs. 50 %), while those over 55 would report a lot to the police (over 75 %) and very little to the supplier (35 %). Eastern countries are reluctant to report to the police.

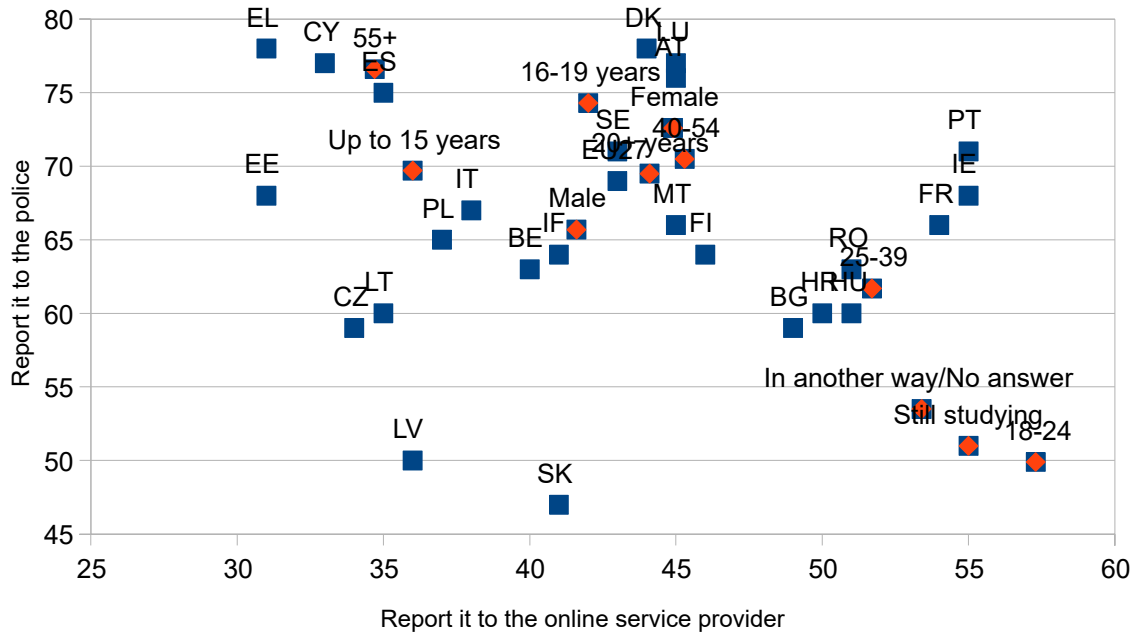


Chart for Q12 : report to the service provider and to the police ; countries are in blue, socio-demographic groups are in red

In addition to pointing out the discovery to a specialised structure, it was possible to reply “destroying the material”. There is no clear correlation between the propensity to report to the police and the propensity to destroy the material, but three social groups detach themselves from the cloud: ‘18-24 years’, ‘still in studies’ and ‘without sex declared’. These people do not make a statement to the police, and destroy the material. In fact, they must be the same people: those still in education are almost necessarily young people, and the notion of “non-binarity” is foreign to people over 55.

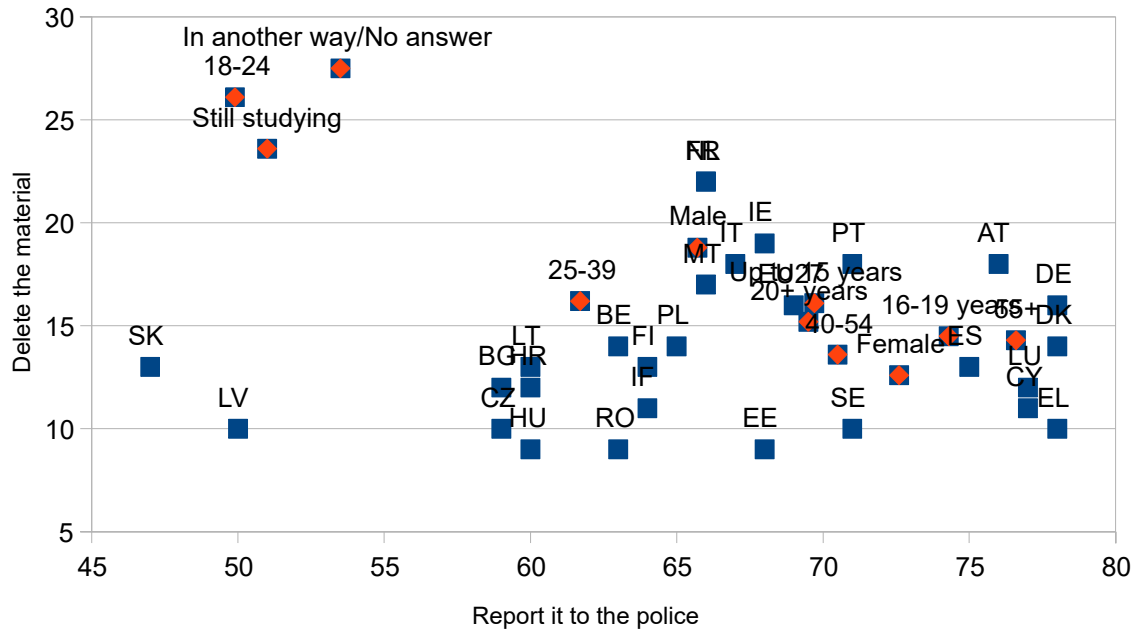


Chart for Q12 : report to the police and delete the material ; countries are in blue, socio-demographic groups are in red

**Conclusion:** as with Eurobarometer surveys in general, we should not just read the press release, or even the report in English, but look for information in the value tables.

